

A building permit is required in the Township of Puslinch for constructing a **Deck or Porch**. If you are new to the process or are uncertain of the permit application process/requirements, please consult the [Building Permit Process](#) webpage or contact building@puslinch.ca directly. This guide explains the requirements for submitting a building permit application for a Deck or Porch in greater detail.

Building Permit Requirements:

A building permit is required when:

- A deck or porch, of any size, is attached to an existing structure
- A deck is 24" high or greater above finished grade, or
- Structural renovations/modifications will be made to an existing deck or porch.

Site plan (to scale & dimensioned) or survey of your lot including the following:

- Location of proposed deck or porch
- All other existing structures
- Sewage system (tank & leaching field) & well
- Property lines

Construction drawings (to scale & dimensioned) including the following:

- Plan view showing support posts, beams, floor joists, decking, stairs and landings.
- Side elevation(s) showing height of deck and porch
- Section details & connection to house.
- Guard details

Additional permits may be required from the below contacts:

If your property is located within a regulated conservation area, or a source water protection area, approval from the authorities having jurisdiction may also be required.

- Source Water Protection: wellingtonwater.ca
- Conservation Authority:
 - GRCA: 519-621-2763 or grandriver.ca
 - Halton: 905-336-1158 or conservationhalton.ca
 - Hamilton: 905-525-2181 or conservationhamilton.ca

What is included in the cost of my building permit?

- The cost of your permit includes the review of your proposed project to ensure building and zoning compliance, issuing of your building permit and the necessary building inspections.

- Please visit the Township website for the current building permit fees. All permit application fees are paid at time of application; we accept cheque and online payment by credit card, a convenience fee of 1.75% will be added to online payments.

How long does it take before I get my permit?

- Once a complete application is made, the permit will be reviewed within a maximum of 10 business days. Within that time period, your permit will be issued, or more information regarding your project may be requested by the building department.

What inspections will be done?

- The following are the typical required inspections for your project:
 - i. Excavation/footing inspection – prior to the pouring of concrete
 - ii. Framing inspection – once all framing is complete
 - iii. Final inspection – when your building is complete
- All mandatory inspections will be listed on the issued permit.

Booking Inspections

Please make your inspection request through **Cloudpermit**. If you have questions, you can email building@puslinch.ca or call the office at 519-763-1226 ext 181.

Inspections are conducted every Monday, Wednesday, Thursday and Friday. Inspection requests must be received no later than 3:00pm the business day before the requested date. (Example: Friday inspection must be requested before 3:00pm Thursday afternoon).

Any questions

- Phone: 519-763-1226 ext 181
- Email: building@puslinch.ca
- Web: www.puslinch.ca

Permit applications are accepted online through CLOUDPERMIT, accessible through our website. <https://puslinch.ca/for-residents/home-property/building-renovation/>



TOWNSHIP OF
PUSLINCH
EST. 1850

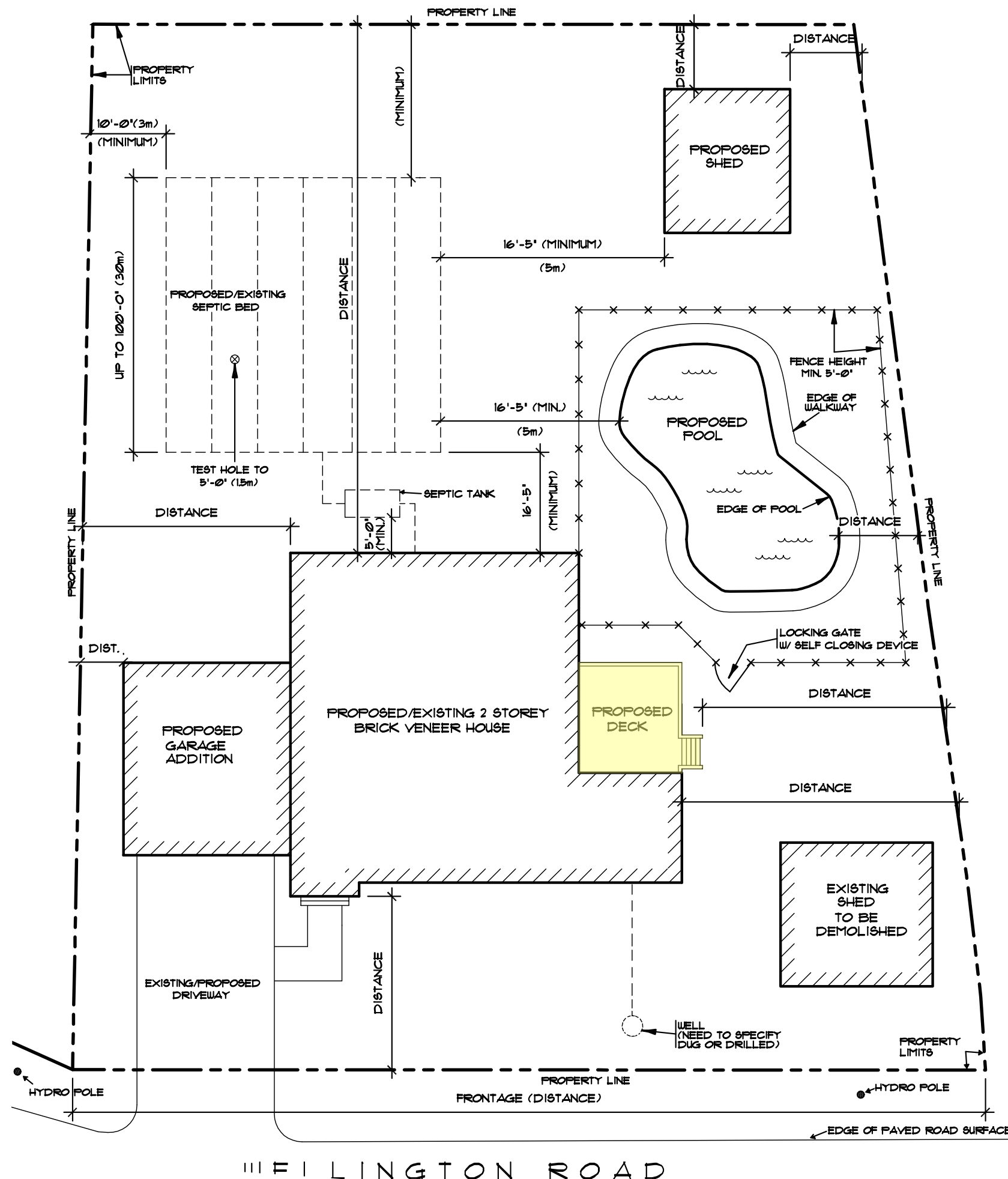
Township of Puslinch
7404 Wellington Road 34
Puslinch, ON N0b 2J0
(519) 763-1226

SAMPLE SITE PLAN

Not to scale

UPDATED:
-2024-

www.puslinch.ca



NOTES:

1. DRAWINGS ARE FOR SAMPLE PURPOSES ONLY AND SHALL NOT BE USED FOR CONSTRUCTION.
2. DO NOT SUBMIT THIS DRAWING AS PART OF YOUR PERMIT APPLICATION.
3. DETAILS SUBMITTED FOR REVIEW SHALL BE DRAWN TO A RECOGNIZABLE SCALE. (e.g. 1/2" 1'-0" OR 1" 1'-0".)

ZONING:

1. SETBACKS ARE THE SAME AS FOR A SINGLE FAMILY DWELLING.
2. COVERED DECKS AND PORCHES COUNT TOWARD LOT COVERAGE.
3. REFER TO THE TOWNSHIPS COMPREHENSIVE ZONING BY-LAW FOR ALL ZONING REQUIREMENTS (www.puslinch.ca/by-laws) OR CONTACT US DIRECTLY AT planning@puslinch.ca

ADDITIONAL PERMITS MAY BE REQUIRED FROM THE CONSERVATION AUTHORITY:

Please contact them directly at:

1. GRCA – 519-621-2763
grandriver.ca
2. Halton – 905-336-1158
conservationhalton.ca
3. Hamilton – 905-525-2181
conservationhamilton.ca

INCLUDE SETBACK DISTANCES TO:

Front Property Line: _____
Rear Property Line: _____
Side Yard Property Line: _____
Septic Tank: _____
Septic Bed: _____
Other Structure: _____



TOWNSHIP OF
PUSLINCH
EST. 1850

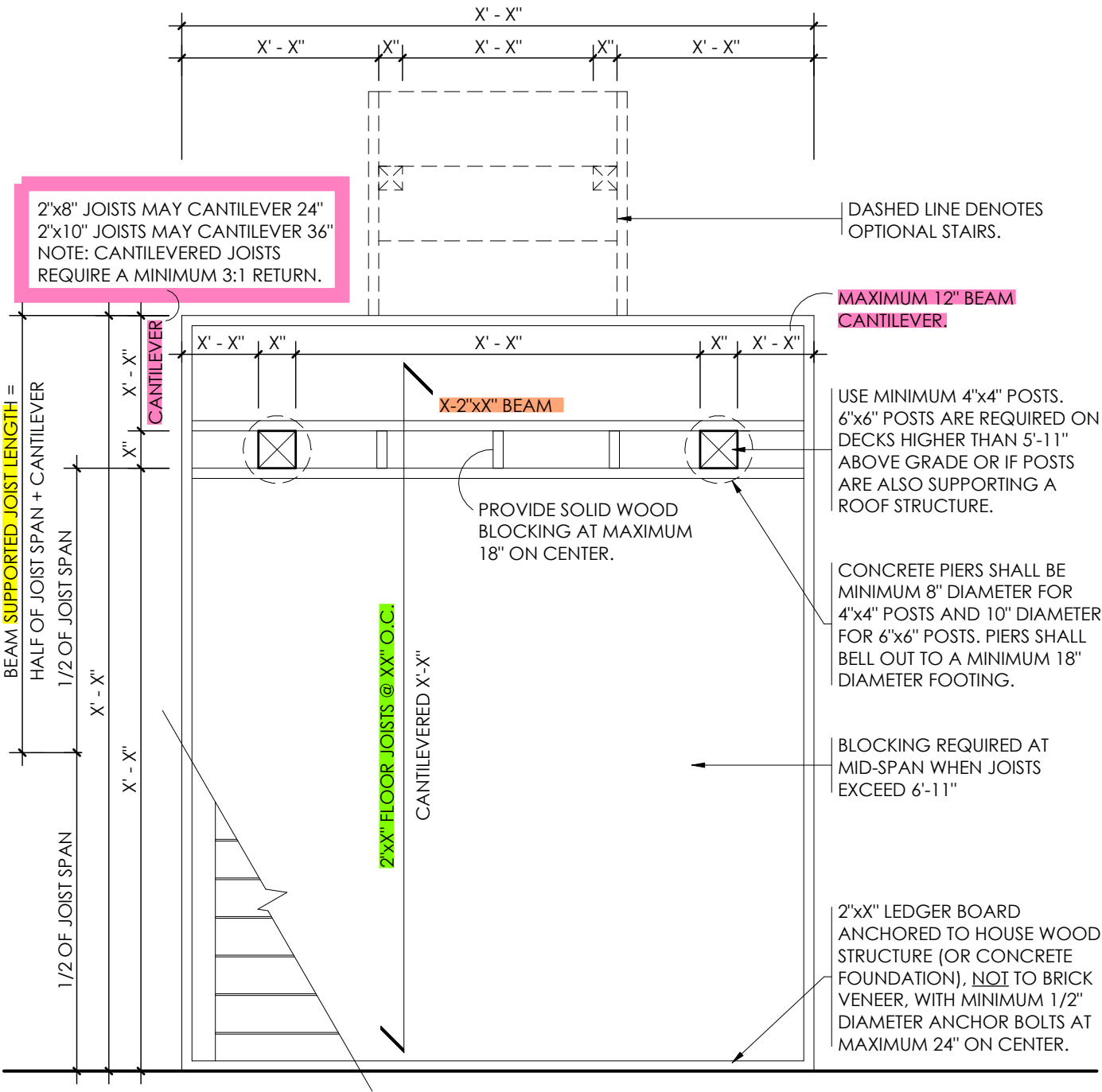
Township of Puslinch
7404 Wellington Road 34
Puslinch, ON N0b 2J0
(519) 763-1226

Deck Framing Plan

Not to scale

UPDATED:
-2024-

www.puslinch.ca



LEGEND:

$X' - X''$, X''
 $2'' \times X''$, XX DENOTES INFORMATION THAT IS REQUIRED IN YOUR DRAWING PACKAGE. THIS INFORMATION CONSISTS OF DIMENSIONS, SIZES FOR STRUCTURAL ELEMENTS AND OTHER MATERIALS.

NOTES:

- DRAWINGS ARE FOR SAMPLE PURPOSES ONLY AND SHALL NOT BE USED FOR CONSTRUCTION.
- DO NOT SUBMIT THIS DRAWING AS PART OF YOUR PERMIT APPLICATION.
- DETAILS SUBMITTED FOR REVIEW SHALL BE DRAWN TO A RECOGNIZABLE SCALE. (e.g. 1/2" 1'-0" OR 1" 1'-0".)
- ANY DECK STRUCTURE SUPPORTING A HOT TUB, SWIM SPA OR POOL SHALL BE DESIGNED BY A STRUCTURAL ENGINEER.

DECK JOIST FLOOR JOIST	2" x 6"			2" x 8"			2" x 10"		
	SPACING - ON CENTRE			SPACING - ON CENTRE			SPACING - ON CENTRE		
	12"	16"	24"	12"	16"	24"	12"	16"	24"
STRAPPING	9' - 7"	8' - 11"	8' - 2"	11' - 7"	11' - 0"	10' - 6"	13' - 8"	13' - 0"	12' - 5"
BRIDGING	10' - 4"	9' - 5"	8' - 2"	12' - 6"	11' - 9"	10' - 9"	14' - 7"	13' - 8"	12' - 11"
BRIDGING & STRAPPING	10' - 4"	9' - 5"	8' - 2"	13' - 2"	12' - 3"	10' - 9"	15' - 2"	14' - 2"	13' - 2"
DECK BEAM SUPPORTED JOIST LENGTH	2" x 8"			2" x 10"			2" x 12"		
	NUMBER OF MEMBERS			NUMBER OF MEMBERS			NUMBER OF MEMBERS		
	2-PLY	3-PLY	4-PLY	2-PLY	3-PLY	4-PLY	2-PLY	3-PLY	4-PLY
8' - 0"	8' - 7"	10' - 1"	11' - 1"	10' - 6"	12' - 10"	14' - 2"	12' - 2"	15' - 0"	17' - 3"
10' - 0"	7' - 8"	9' - 4"	10' - 4"	9' - 4"	11' - 6"	13' - 2"	10' - 10"	13' - 5"	15' - 6"
12' - 0"	7' - 0"	8' - 7"	9' - 8"	8' - 6"	10' - 6"	12' - 2"	9' - 11"	12' - 3"	14' - 2"
14' - 0"	6' - 6"	8' - 0"	9' - 2"	7' - 11"	9' - 9"	11' - 3"	9' - 2"	11' - 4"	13' - 1"
16' - 0"	6' - 1"	7' - 6"	8' - 7"	7' - 5"	9' - 2"	10' - 6"	8' - 7"	10' - 7"	12' - 3"
18' - 0"	5' - 9"	7' - 1"	8' - 2"	6' - 11"	8' - 7"	9' - 11"	8' - 1"	10' - 0"	11' - 6"
20' - 0"	5' - 5"	6' - 8"	7' - 9"	6' - 8"	8' - 2"	9' - 5"	7' - 8"	9' - 6"	11' - 0"



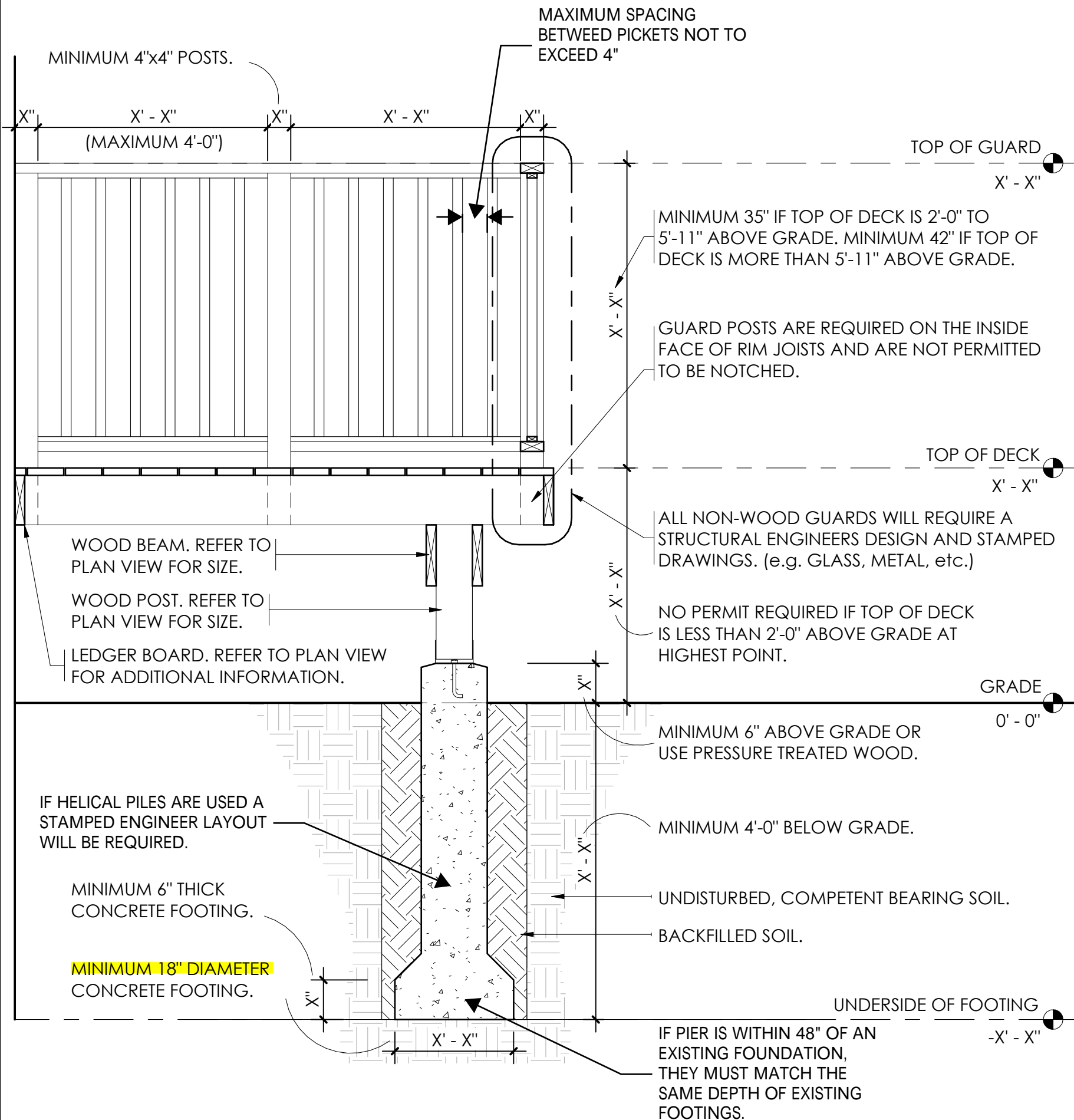
Township of Puslinch
7404 Wellington Road 34
Puslinch, ON N0b 2J0
(519) 763-1226

DECK SECTION/ ELEVATION

Not to scale

UPDATED:
-2024-

www.puslinch.ca



LEGEND:

$X' - X''$, X''
 $2'' \times X''$, XX

DENOTES INFORMATION THAT IS REQUIRED IN YOUR DRAWING PACKAGE. THIS INFORMATION CONSISTS OF DIMENSIONS, SIZES FOR STRUCTURAL ELEMENTS AND OTHER MATERIALS.

NOTES:

1. DRAWINGS ARE FOR SAMPLE PURPOSES ONLY AND SHALL NOT BE USED FOR CONSTRUCTION.
2. DO NOT SUBMIT THIS DRAWING AS PART OF YOUR PERMIT APPLICATION.
3. DETAILS SUBMITTED FOR REVIEW SHALL BE DRAWN TO A RECOGNIZABLE SCALE. (e.g. 1/2" 1'-0" OR 1" 1'-0".)
4. ANY DECK STRUCTURE SUPPORTING A HOT TUB, SWIM SPA OR POOL SHALL BE DESIGNED BY A STRUCTURAL ENGINEER.



TOWNSHIP OF
PUSLINCH
EST. 1850

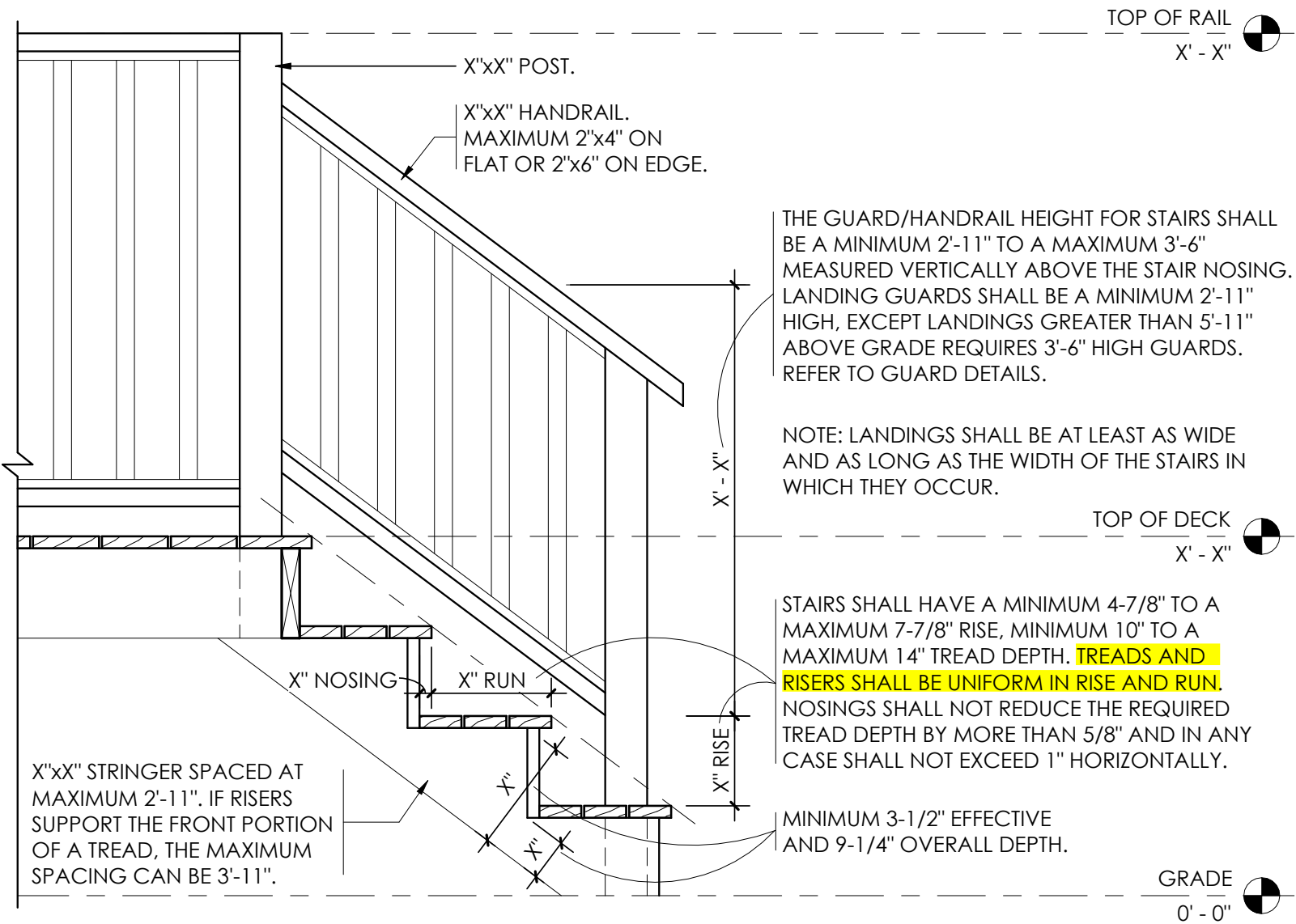
Township of Puslinch
7404 Wellington Road 34
Puslinch, ON N0b 2J0
(519) 763-1226

DECK SECTION/ STAIRS

Not to scale

UPDATED:
-2024-

www.puslinch.ca



****EXTERIOR WOOD STEPS SHALL NOT BE IN DIRECT CONTACT WITH THE GROUND UNLESS TREATED WITH PRESERVATIVE.****

LEGEND:

X'-X", X"
2"xX", XX
DENOTES INFORMATION THAT IS REQUIRED IN YOUR DRAWING PACKAGE. THIS INFORMATION CONSISTS OF DIMENSIONS, SIZES FOR STRUCTURAL ELEMENTS AND OTHER MATERIALS.

NOTES:

1. DRAWINGS ARE FOR SAMPLE PURPOSES ONLY AND SHALL NOT BE USED FOR CONSTRUCTION.
2. DO NOT SUBMIT THIS DRAWING AS PART OF YOUR PERMIT APPLICATION.
3. DETAILS SUBMITTED FOR REVIEW SHALL BE DRAWN TO A RECOGNIZABLE SCALE. (e.g. 1/2" 1'-0" OR 1" 1'-0".)
4. ANY DECK STRUCTURE SUPPORTING A HOT TUB, SWIM SPA OR POOL SHALL BE DESIGNED BY A STRUCTURAL ENGINEER.