

A building permit is required in the Township of Puslinch for all outdoor swimming pools designed to contain a water depth of 600 mm (24 inches) or more.

This guide explains the requirements for submitting a building permit application for an Outdoor-swimming pool enclosure.

Pool By-law Requirements:

Under the [Outdoor-Swimming Pool Enclosure By-law](#), the following restrictions apply:

- No person shall own, excavate, or install an outdoor swimming pool without a permit
- No person shall place water in an outdoor swimming pool unless a final inspection has been passed by the Township.
- The owner of an outdoor swimming pool shall ensure all gates that form the outdoor swimming pool are locked when not in active use.

Building Permit Requirements:

An accurate site plan or survey (to scale & dimensioned) of your lot including the following:

- **Site plans** are required to include:
 - Location of the proposed pool, fence, gates & pool equipment
 - All existing structures and property lines
 - Existing Sewage system (tank & leaching field) and well
 - See page A-1 for an example plan
- A **Grading plan** prepared by Ontario Land Surveyor or Professional Engineer **is required** for all pools located within a plan of **subdivision**.

Fence drawings:

- Chose a fence detail from the attached guide (pages A-1 & A-2) **OR**
- Provide details of the fence complying with the outdoor swimming pool enclosure requirements.

Additional permits may be required from the below contacts:

If your property is located within a regulated conservation area, or source water protection area, approval from the authorities having jurisdiction may also be required.

- Source Water Protection: wellingtonwater.ca
- Conservation Authority:
 - GRCA: 519-621-2763 or grandriver.ca
 - Halton: 905-336-1158 or conservationhalton.ca
 - Hamilton: 905-525-2181 or conservationhamilton.ca

How much does a pool enclosure permit cost?

- \$251 (2024 rate)

How long does it take before I get my permit?

- Once a complete application is made, the permit will be reviewed within 10 business days. Within that time period, your permit will be issued or more information regarding your project may be requested by the building department.

Inspection requirements:

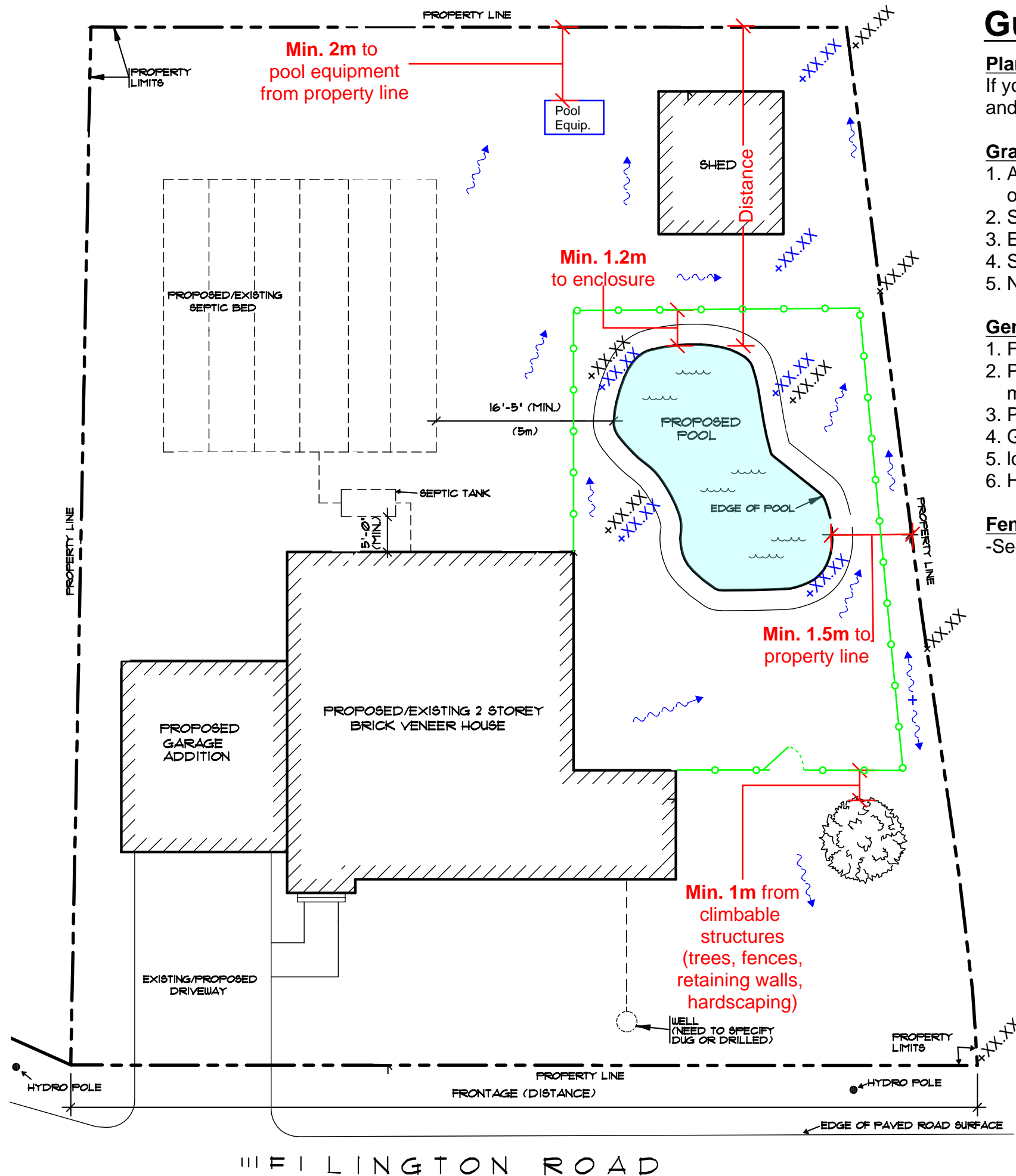
- Final inspection to confirm the installation of the fence prior to the placement of water in the outdoor swimming pool
- Grading certificate and Final as-builts from Ontario land Surveyor or Professional Engineer are required for all pools located within a plan of **subdivision**.

Booking Inspections

Please make your inspection request through [Cloudpermit](#). If you have questions, you can email building@puslinch.ca or call the office at 519-763-1226 ext 181.

Inspections are conducted every Monday, Wednesday, Thursday & Friday. Inspection requests must be received no later than 3:00pm the business day before the requested date. (Example: Friday inspection must be requested before 3:00pm Thursday afternoon).

Permit applications are accepted online through CLOUDPERMIT, accessible through our website. puslinch.ca/building



Guide to Pool Enclosures

Plans of subdivision:

If your property is **within a plan of subdivision**, the Township **requires a grading plan** prepared and sealed by an Ontario Land Surveyor and Professional Engineer.

Grading Plan to include:

1. All proposed hardscaping (patios, concrete flatwork, retaining walls etc...) to be shown on grading plan
2. Swales meeting municipal standards
3. Existing and proposed grade elevations
4. Site drainage direction of flow
5. New grading cannot adversely affect adjacent properties or be directed onto septic system

General requirements:

1. Fence height to be a minimum of **1.5m (4'-11")** high
2. Pool enclosure to be located a min of **1m (3'-3")** from any other fence, wall or structure which may facilitate climbing over the outdoor swimming pool enclosure
3. Pool equipment to be a minimum of **2m (6'-6")** from the property line
4. Gates to be self closing and lockable
5. located at least **1.2 metres (3'-11")** from the edge of the water of the outdoor swimming pool
6. Hot tubs, whirlpool or spa shall be equipped with a lid and locked when not in use

Fence Types

-See following page "**A-2**" for approved fence options

Legend

- Drainage flow direction
- Proposed fence location and type
- Existing grade elevation
- Proposed grade elevation



Drawing Name:

Pool Site Plan Guide

Address:

7404 Wellington Road 34

Scale:

N.T.S

Date:

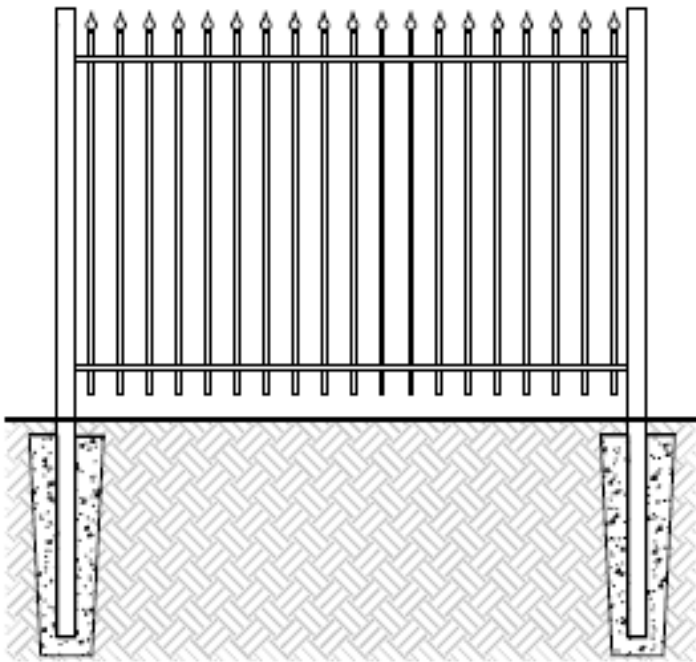
Feb. 2023

Page:

A-1

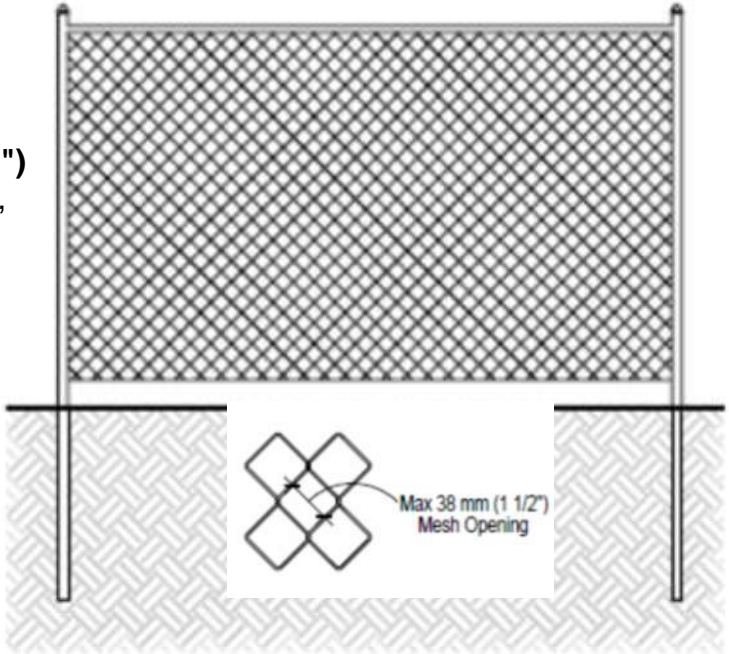
Wrought Iron Fence "F-1"

- Specifications:**
- Minimum Height **1.5m (4'-11")**
 - No openings greater than **100 mm (4")**
 - be supported by posts spaced not more than **2.5m (8'-2")**
 - have a minimum clear space of **1m (3'-3")** between the top and bottom rail



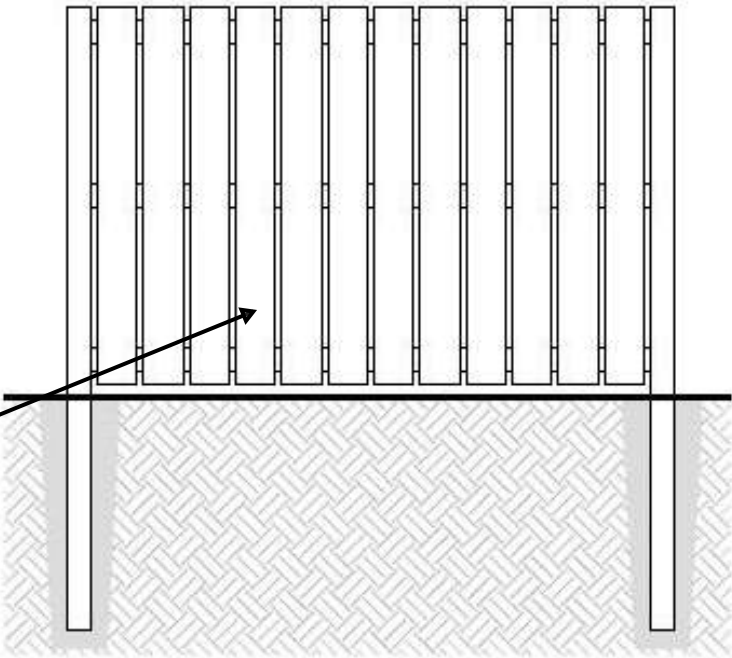
Chain Link Fence "F-2"

- Specifications:**
- Minimum Height **1.5m (4'-11")**
 - No openings greater than **38 mm (1-1/2")**
 - Be supported by posts spaced not more than **2.5m (8'-2")**
 - Top and bottom rails firmly fastened to the upright posts, made of min 32 mm steel pipe, provided that in place of the bottom rail there may be substituted a steel tension rod



Wood Fence "F-3"

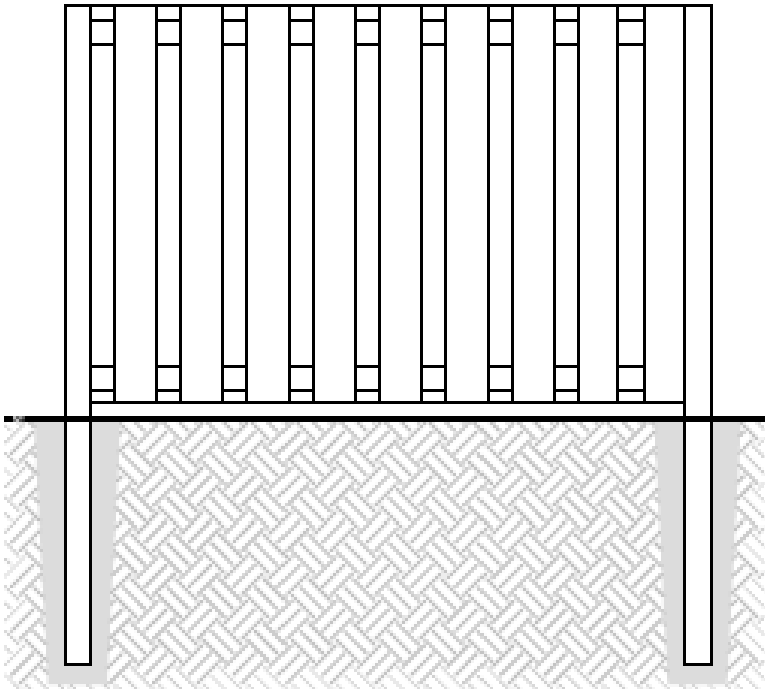
- Specifications:**
- Minimum Height **1.5m (4'-11")**
 - No openings greater than **100 mm (4")**
 - be supported by **89mm x89mm (4"x 4")** posts spaced not more than **2.5m (8'-2")**
 - have a minimum clear space of **1m (3'-3")** between the **38mmx89mm (2"x4")** top and bottom rail



If **one sided fence** is proposed the non-climbable side must face neighboring properties

Wood Fence "F-4"

- Specifications:**
- Minimum Height **1.5m (4'-11")**
 - No openings greater than **100 mm (4")**
 - be supported by **89mm x89mm (4"x 4")** posts spaced not more than **2.5m (8'-2")**
 - have a minimum clear space of **1m (3'-3")** between the **38mmx89mm (2"x4")** top and bottom rail



Drawing Name: Fence Types	
Address: 7404 Wellington Road 34	
Scale: N.T.S	Date: Feb. 2023