



THE CORPORATION OF THE TOWNSHIP OF PUSLINCH  
SEPTEMBER 18, 2024 RECREATION ADVISORY COMMITTEE MEETING  
VIRTUAL MEETING BY ELECTRONIC PARTICIPATION &  
IN-PERSON AT THE MUNICIPAL OFFICE –  
7404 WELLINGTON RD 34, PUSLINCH

Register in advance for this webinar:

<https://us02web.zoom.us/j/88104381438?pwd=yEU6Z2n54WK5B6ZSEqPqAjqqQq3pz4.1>

After registering, you will receive a confirmation email containing information about joining the webinar.

Or join by phone:

+1 253 215 8782

Or +1 301 715 8592

or +1 312 626 6799

or +1 346 248 7799

or +1 669 900 6833

or +1 929 205 6099

Webinar ID: 881 0438 1438

Passcode: 064092

International numbers available: <https://us02web.zoom.us/j/88104381438?pwd=yEU6Z2n54WK5B6ZSEqPqAjqqQq3pz4.1>

## A G E N D A

DATE: September 18, 2024

MEETING: 7:00 P.M.

≠ Denotes resolution prepared

1. Call the Meeting to Order
2. Roll Call
3. Moment of Reflection
4. Confirmation of the Agenda ≠
5. Disclosure of Conflict of Interest
6. Delegations
7. Consent Agenda ≠
  - 7.1. June 18, 2024 Recreation Advisory Committee Minutes
  - 7.2. Facility Revenues and previous year comparators for May 1, 2024 to August 30, 2024
    - a) Aberfoyle Baseball Diamond



THE CORPORATION OF THE TOWNSHIP OF PUSLINCH  
SEPTEMBER 18, 2024 RECREATION ADVISORY COMMITTEE MEETING  
VIRTUAL MEETING BY ELECTRONIC PARTICIPATION &  
IN-PERSON AT THE MUNICIPAL OFFICE –  
7404 WELLINGTON RD 34, PUSLINCH

- b) Aberfoyle Soccer Pitch
- c) Badenoch Soccer Pitch
- d) Morriston Meadows Baseball Diamond
- e) Morriston Meadows Picnic Pavilion
- f) Old Morriston Park Baseball Diamond
- g) Optimist Recreation Centre Gym
- h) Optimist Recreation Centre Rink
- i) Puslinch Community Centre Alf Hales Room
- j) Puslinch Community Centre Archie MacRobbie Hall
- k) Puslinch Community Centre Kitchen
- l) Puslinch Community Centre Tennis Courts (2024 revenues only)

8. Reports ≠

- 8.1. Report – REC-2024-006 – 2022-2026 Goals and Objectives
- 8.2. Report – REC-2024-007 – Boreham Park Green Legacy Tree Planting Update
- 8.3. Report – REC-2024-008 – Proposed 2025 Recreation Advisory Committee Budget

9. Correspondence

10. Announcements

11. Notice of Motion

12. New Business

13. Adjournment ≠



THE CORPORATION OF THE TOWNSHIP OF PUSLINCH  
JUNE 18, 2024 RECREATION ADVISORY COMMITTEE MEETING  
IN-PERSON AND VIRTUAL MEETING BY ELECTRONIC PARTICIPATION -  
7404 WELLINGTON RD 34, PUSLINCH ON

MINUTES

DATE: June 18, 2024

MEETING: 7:00 P.M.

The June 18, 2024 Recreation Advisory Committee was held on the above date and called to order at 7:05 p.m. via in person participation at the Municipal Office at 7404 Wellington Road 34, and via electronic participation.

1. CALL THE MEETING TO ORDER

2. ROLL CALL

Attendance:

Councillor Jessica Goyda

Joanna Jefferson

Stephanie McCrone

Mary Christidis

Staff in Attendance:

Laura Emery, Communications and Committee Coordinator

Sarah Huether, Interim Deputy Clerk

Absent:

3. MOMENT OF REFLECTION


4. CONFIRMATION OF THE AGENDA

Resolution No. 2024-008:

Moved by Joanna Jefferson and  
Seconded by Stephanie McCrone

That the Recreation Advisory Committee approves the June 18, 2024 Agenda as circulated.

CARRIED.



THE CORPORATION OF THE TOWNSHIP OF PUSLINCH  
JUNE 18, 2024 RECREATION ADVISORY COMMITTEE MEETING  
IN-PERSON AND VIRTUAL MEETING BY ELECTRONIC PARTICIPATION -  
7404 WELLINGTON RD 34, PUSLINCH ON

5. DISCLOSURE OF CONFLICT OF INTEREST

None

6. DELEGATIONS

None

7. CONSENT AGENDA

7.1 April 16, 2024 Recreation Advisory Committee Minutes

7.2 Facility Revenues and previous year comparators for February 1, 2024 to April 30, 2024

Resolution No. 2024-009:

Moved by Mary Christidis and  
Seconded by Joanna Jefferson

That Consent Agenda items for the June 18, 2024 Recreation Advisory Committee meeting be received for information.

CARRIED

8. COMMITTEE AND STAFF REPORTS

8.1 Report – REC-2024-003 – 2022-2026 Goals and Objectives

Resolution No. 2024-010:

Moved by Joanna Jefferson and  
Seconded by Stephanie McCrone

That report REC-2024-003 entitled 2022-2026 Recreation Advisory Committee Goals and Objectives Update be received for information; and,

That the Engagement Sub-committee analyze the Community Engagement Survey results in order for the Recreation Facility Promotion Sub-committee and Community Liaison Sub-committee to set up sub-committee meetings to review the survey results, and ensure any 2025 budget requests are submitted to the Committee Secretary prior to the September 17, 2024 Recreation Advisory Committee meeting.

CARRIED

8.2 Report – REC-2024-004 – Boreham Park Green Legacy Tree Planting Update

Resolution No. 2024-011:

Moved by Mary Christidis and  
Seconded by Joanna Jefferson



THE CORPORATION OF THE TOWNSHIP OF PUSLINCH  
JUNE 18, 2024 RECREATION ADVISORY COMMITTEE MEETING  
IN-PERSON AND VIRTUAL MEETING BY ELECTRONIC PARTICIPATION -  
7404 WELLINGTON RD 34, PUSLINCH ON

That staff report REC-2024-004 regarding the Boreham Park Green Legacy Tree Planting Update be received for information; and,

That the following comments be received by the Committee regarding the Boreham Park site plan:

- Staff consider any sight line issues where trees are planted, that may block parents and guardians watching kids in the park area or on the playground;
- Staff discuss with Wellington County Green Legacy Programme staff to ensure trees are planted at the most ideal time of year;
- Staff engage with the Township Parks Department and with Wellington County Green Legacy Programme to discuss the maintenance required to plant and maintain the trees; and,

That the Committee endorse the action plan as presented in the report.

CARRIED

8.3 Report – REC-2024-005 – Proposed 2025 Recreation Advisory Committee Meeting Schedule

Resolution No. 2024-012:

Moved by Joanna Jefferson and  
Seconded by Stephanie McCrone

That report REC-2024-005 regarding the Proposed 2025 Recreation Advisory Committee Schedule be received for information; and further,

That the 2025 Recreation Advisory Committee Schedule be approved as presented.

CARRIED

8.4 Verbal Update – Recreation Master Plan

Resolution No. 2024-013:

Moved by Joanna Jefferson and  
Seconded by Mary Christidis

That the verbal update from Mike Fowler, Director of Public Works, Parks and Facilities be deferred to a future Recreation Advisory Committee Meeting.

CARRIED

9. CORRESPONDENCE

None



THE CORPORATION OF THE TOWNSHIP OF PUSLINCH  
JUNE 18, 2024 RECREATION ADVISORY COMMITTEE MEETING  
IN-PERSON AND VIRTUAL MEETING BY ELECTRONIC PARTICIPATION -  
7404 WELLINGTON RD 34, PUSLINCH ON

10. ANNOUCEMENTS

None

11. NOTICE OF MOTION

None

12. NEW BUSINESS

None

13. ADJOURNMENT

Resolution No. 2024-014:

Moved by Joanna Jefferson and  
Seconded by Stephanie McCrone

That the Recreation Advisory Committee hereby adjourns at 8:05 p.m.

CARRIED

**Township of Puslinch**

Aberfoyle Ball Diamond Revenue Comparison From MAY 1,2024 To AUG 31,2024

**August 2024**

Aberfoyle Ball Diamond	Sun.	Mon.	Tue.	Wed.	Thur.	Fri.	Sat.	Total
Week 1	0.00	0.00	0.00	0.00	0.00	0.00	0.00	0.00
Week 2	0.00	0.00	12.24	116.36	30.38	30.38	0.00	189.36
Week 3	0.00	116.36	79.60	116.36	0.00	0.00	0.00	312.32
Week 4	0.00	67.36	67.36	116.36	0.00	0.00	0.00	251.08
Week 5	67.36	67.36	116.36	116.36	0.00	0.00	0.00	367.44
Totals:	67.36	251.08	275.56	465.44	30.38	30.38	0.00	1,120.20

**July 2024**

Aberfoyle Ball Diamond	Sun.	Mon.	Tue.	Wed.	Thur.	Fri.	Sat.	Total
Week 1	0.00	0.00	12.24	116.36	0.00	0.00	0.00	128.60
Week 2	67.36	116.36	12.24	0.00	0.00	0.00	0.00	195.96
Week 3	67.36	79.62	0.00	0.00	55.12	0.00	0.00	202.10
Week 4	67.36	116.36	79.60	116.36	55.12	0.00	122.50	557.30
Week 5	0.00	67.36	79.60	116.36	0.00	0.00	0.00	263.32
Totals:	202.08	379.70	183.68	349.08	110.24	0.00	122.50	1,347.28

**June 2024**

Aberfoyle Ball Diamond	Sun.	Mon.	Tue.	Wed.	Thur.	Fri.	Sat.	Total
Week 1	0.00	0.00	0.00	0.00	0.00	0.00	0.00	0.00
Week 2	67.36	116.36	79.60	116.36	55.12	0.00	0.00	434.80
Week 3	0.00	49.00	79.60	116.36	55.12	0.00	0.00	300.08
Week 4	0.00	67.36	12.24	116.36	79.62	0.00	49.00	324.58
Week 5	67.36	49.00	12.24	116.36	0.00	0.00	0.00	244.96
Totals:	134.72	281.72	183.68	465.44	189.86	0.00	49.00	1,304.42

**May 2024**

Aberfoyle Ball Diamond	Sun.	Mon.	Tue.	Wed.	Thur.	Fri.	Sat.	Total
Week 1	0.00	0.00	0.00	0.00	0.00	0.00	0.00	0.00
Week 2	12.24	49.00	0.00	0.00	55.12	0.00	0.00	116.36
Week 3	0.00	116.36	12.24	0.00	55.12	0.00	0.00	183.72
Week 4	0.00	0.00	79.60	0.00	18.37	0.00	0.00	97.97
Week 5	67.36	116.36	79.60	116.36	55.12	0.00	0.00	434.80
Totals:	79.60	281.72	171.44	116.36	183.73	0.00	0.00	832.85

**Total Charges      \$4,604.75**

**Township of Puslinch**

Aberfoyle Ball Diamond Revenue Comparison From MAY 1,2023 To AUG 31,2023

**August 2023**

Aberfoyle Ball Diamond	Sun.	Mon.	Tue.	Wed.	Thur.	Fri.	Sat.	Total
Week 1	0.00	0.00	74.24	112.85	53.46	0.00	0.00	240.55
Week 2	0.00	0.00	71.27	112.85	0.00	0.00	0.00	184.12
Week 3	53.45	71.26	65.33	112.85	71.26	0.00	0.00	374.15
Week 4	0.00	71.26	65.33	112.85	53.45	0.00	71.28	374.17
Week 5	53.45	83.14	0.00	112.85	0.00	0.00	0.00	249.44
Totals:	106.90	225.66	276.17	564.25	178.17	0.00	71.28	1,422.43

**July 2023**

Aberfoyle Ball Diamond	Sun.	Mon.	Tue.	Wed.	Thur.	Fri.	Sat.	Total
Week 1	0.00	0.00	0.00	0.00	0.00	0.00	0.00	0.00
Week 2	0.00	0.00	74.24	112.85	0.00	0.00	0.00	187.09
Week 3	53.45	47.52	74.24	112.85	53.46	0.00	0.00	341.52
Week 4	53.45	118.78	74.24	112.85	0.00	0.00	0.00	359.32
Week 5	53.45	118.78	8.91	112.85	53.46	0.00	59.40	406.85
Week 6	53.45	47.52	0.00	0.00	0.00	0.00	0.00	100.97
Totals:	213.80	332.60	231.63	451.40	106.92	0.00	59.40	1,395.75

**June 2023**

Aberfoyle Ball Diamond	Sun.	Mon.	Tue.	Wed.	Thur.	Fri.	Sat.	Total
Week 1	0.00	0.00	0.00	0.00	0.00	0.00	0.00	0.00
Week 2	53.45	0.00	74.24	0.00	0.00	0.00	0.00	127.69
Week 3	0.00	71.26	8.91	112.85	53.46	35.64	0.00	282.12
Week 4	0.00	118.78	74.24	112.85	53.46	0.00	0.00	359.33
Week 5	53.45	47.52	8.91	0.00	89.09	0.00	0.00	198.97
Totals:	106.90	237.56	166.30	225.70	196.01	35.64	0.00	968.11

**May 2023**

Aberfoyle Ball Diamond	Sun.	Mon.	Tue.	Wed.	Thur.	Fri.	Sat.	Total
Week 1	0.00	0.00	0.00	0.00	0.00	0.00	0.00	0.00
Week 2	0.00	0.00	0.00	0.00	53.46	0.00	0.00	53.46
Week 3	0.00	0.00	8.91	0.00	53.46	0.00	0.00	62.37
Week 4	0.00	0.00	74.24	136.60	53.46	0.00	0.00	264.30
Week 5	0.00	118.78	74.24	130.66	0.00	0.00	0.00	323.68
Totals:	0.00	118.78	157.39	267.26	160.38	0.00	0.00	703.81

**Total Charges \$4,490.10**



**Township of Puslinch**

Aberfoyle Soccer Pitch Revenue Comparison From MAY 1,2024 To AUG 31,2024

**August 2024**

Aberfoyle Soccer Pitch	Sun.	Mon.	Tue.	Wed.	Thur.	Fri.	Sat.	Total
Week 1	0.00	0.00	0.00	0.00	19.55	0.00	0.00	19.55
Week 2	0.00	0.00	19.55	19.55	19.55	19.55	31.28	109.48
Week 3	0.00	19.55	19.55	19.55	19.55	19.55	31.28	129.03
Week 4	0.00	19.55	19.55	19.55	19.55	19.55	31.28	129.03
Week 5	0.00	19.55	19.55	19.55	19.55	0.00	0.00	78.20
Totals:	0.00	58.65	78.20	78.20	97.75	58.65	93.84	465.29

**July 2024**

Aberfoyle Soccer Pitch	Sun.	Mon.	Tue.	Wed.	Thur.	Fri.	Sat.	Total
Week 1	0.00	0.00	19.55	19.55	19.55	19.55	31.28	109.48
Week 2	0.00	19.55	19.55	0.00	19.55	19.55	31.28	109.48
Week 3	0.00	19.55	0.00	0.00	0.00	0.00	31.28	50.83
Week 4	0.00	19.55	19.55	19.55	19.55	19.55	31.28	129.03
Week 5	0.00	19.55	19.55	19.55	0.00	0.00	0.00	58.65
Totals:	0.00	78.20	78.20	58.65	58.65	58.65	125.12	457.47

**June 2024**

Aberfoyle Soccer Pitch	Sun.	Mon.	Tue.	Wed.	Thur.	Fri.	Sat.	Total
Week 1	0.00	0.00	0.00	0.00	0.00	0.00	78.20	78.20
Week 2	27.37	23.46	23.46	23.46	19.55	19.55	31.28	168.13
Week 3	0.00	19.55	19.55	19.55	19.55	19.55	31.28	129.03
Week 4	0.00	19.55	19.55	19.55	19.55	19.55	31.28	129.03
Week 5	0.00	19.55	19.55	19.55	19.55	0.00	0.00	78.20
Totals:	27.37	82.11	82.11	82.11	78.20	58.65	172.04	582.59

**May 2024**

Aberfoyle Soccer Pitch	Sun.	Mon.	Tue.	Wed.	Thur.	Fri.	Sat.	Total
Week 1	0.00	0.00	0.00	0.00	0.00	0.00	0.00	0.00
Week 2	0.00	0.00	0.00	0.00	0.00	0.00	0.00	0.00
Week 3	0.00	0.00	0.00	0.00	0.00	0.00	0.00	0.00
Week 4	0.00	0.00	23.46	23.46	23.46	23.46	78.20	172.04
Week 5	152.09	23.46	23.46	23.46	23.46	23.46	0.00	269.39
Totals:	152.09	23.46	46.92	46.92	46.92	46.92	78.20	441.43

**Total Charges      \$1,946.78**

**Township of Puslinch**

Aberfoyle Soccer Pitch Revenue Comparison From MAY 1,2023 To AUG 31,2023

**July 2023**

Aberfoyle Soccer Pitch	Sun.	Mon.	Tue.	Wed.	Thur.	Fri.	Sat.	Total
Week 1	0.00	0.00	0.00	0.00	0.00	0.00	0.00	0.00
Week 2	0.00	0.00	0.00	0.00	0.00	0.00	0.00	0.00
Week 3	0.00	0.00	0.00	0.00	0.00	0.00	0.00	0.00
Week 4	0.00	0.00	0.00	0.00	0.00	0.00	0.00	0.00
Week 5	0.00	0.00	0.00	0.00	0.00	0.00	0.00	0.00
Totals:	0.00	0.00	0.00	0.00	0.00	0.00	0.00	0.00

**June 2023**

Aberfoyle Soccer Pitch	Sun.	Mon.	Tue.	Wed.	Thur.	Fri.	Sat.	Total
Week 1	0.00	0.00	0.00	0.00	18.98	18.98	83.49	121.45
Week 2	0.00	18.98	18.98	18.98	18.98	18.98	83.49	178.39
Week 3	0.00	0.00	18.98	18.98	18.98	18.98	37.95	113.87
Week 4	0.00	0.00	0.00	0.00	0.00	0.00	0.00	0.00
Week 5	0.00	0.00	0.00	0.00	0.00	0.00	0.00	0.00
Totals:	0.00	18.98	37.96	37.96	56.94	56.94	204.93	413.71

**May 2023**

Aberfoyle Soccer Pitch	Sun.	Mon.	Tue.	Wed.	Thur.	Fri.	Sat.	Total
Week 1	0.00	0.00	0.00	0.00	0.00	0.00	0.00	0.00
Week 2	0.00	0.00	0.00	0.00	0.00	0.00	0.00	0.00
Week 3	0.00	0.00	0.00	0.00	0.00	0.00	0.00	0.00
Week 4	0.00	0.00	18.98	18.98	18.98	18.98	83.49	159.41
Week 5	90.72	18.98	18.98	18.98	0.00	0.00	0.00	147.66
Totals:	90.72	18.98	37.96	37.96	18.98	18.98	83.49	307.07

**Total Charges      \$720.78**

**Township of Puslinch**

Badenoch Soccer Pitch Revenue Comparison From MAY 1,2024 To AUG 31,2024

**August 2024**

Badenoch Soccer Pitch	Sun.	Mon.	Tue.	Wed.	Thur.	Fri.	Sat.	Total
Week 1	0.00	0.00	0.00	0.00	19.55	0.00	0.00	19.55
Week 2	0.00	0.00	19.55	19.55	19.55	0.00	0.00	58.65
Week 3	23.46	19.55	19.55	19.55	19.55	19.55	0.00	121.21
Week 4	0.00	19.55	19.55	19.55	19.55	0.00	0.00	78.20
Week 5	0.00	19.55	19.55	19.55	19.55	0.00	0.00	78.20
Totals:	23.46	58.65	78.20	78.20	97.75	19.55	0.00	355.81

**July 2024**

Badenoch Soccer Pitch	Sun.	Mon.	Tue.	Wed.	Thur.	Fri.	Sat.	Total
Week 1	0.00	0.00	19.55	19.55	19.55	19.55	0.00	78.20
Week 2	23.46	19.55	19.55	0.00	19.55	0.00	0.00	82.11
Week 3	23.46	19.55	0.00	0.00	0.00	0.00	0.00	43.01
Week 4	0.00	19.55	19.55	19.55	19.55	19.55	0.00	97.75
Week 5	23.46	19.55	19.55	19.55	0.00	0.00	0.00	82.11
Totals:	70.38	78.20	78.20	58.65	58.65	39.10	0.00	383.18

**June 2024**

Badenoch Soccer Pitch	Sun.	Mon.	Tue.	Wed.	Thur.	Fri.	Sat.	Total
Week 1	0.00	0.00	0.00	0.00	0.00	0.00	0.00	0.00
Week 2	23.46	19.55	19.55	19.55	19.55	19.55	23.46	144.67
Week 3	23.46	19.55	19.55	19.55	19.55	19.55	0.00	121.21
Week 4	0.00	19.55	19.55	19.55	19.55	19.55	0.00	97.75
Week 5	39.10	19.55	19.55	19.55	19.55	0.00	0.00	117.30
Totals:	86.02	78.20	78.20	78.20	78.20	58.65	23.46	480.93

**May 2024**

Badenoch Soccer Pitch	Sun.	Mon.	Tue.	Wed.	Thur.	Fri.	Sat.	Total
Week 1	0.00	0.00	0.00	0.00	0.00	0.00	0.00	0.00
Week 2	0.00	0.00	0.00	0.00	0.00	0.00	0.00	0.00
Week 3	0.00	0.00	0.00	0.00	0.00	0.00	0.00	0.00
Week 4	0.00	0.00	23.46	23.46	23.46	23.46	0.00	93.84
Week 5	23.46	19.55	19.55	19.55	19.55	19.55	0.00	121.21
Totals:	23.46	19.55	43.01	43.01	43.01	43.01	0.00	215.05

**Total Charges      \$1,434.97**

**Township of Puslinch**

Badenoch Soccer Pitch Revenue Comparison From MAY 1,2023 To AUG 31,2023

**August 2023**

Badenoch Soccer Pitch	Sun.	Mon.	Tue.	Wed.	Thur.	Fri.	Sat.	Total
Week 1	0.00	0.00	17.60	17.60	17.60	0.00	0.00	52.80
Week 2	0.00	0.00	17.60	17.60	17.60	17.60	0.00	70.40
Week 3	0.00	0.00	0.00	0.00	0.00	0.00	0.00	0.00
Week 4	0.00	17.60	17.60	17.60	17.60	17.60	0.00	88.00
Week 5	0.00	17.60	17.60	17.60	17.60	0.00	0.00	70.40
Totals:	0.00	35.20	70.40	70.40	70.40	35.20	0.00	281.60

**July 2023**

Badenoch Soccer Pitch	Sun.	Mon.	Tue.	Wed.	Thur.	Fri.	Sat.	Total
Week 1	0.00	0.00	0.00	0.00	0.00	0.00	0.00	0.00
Week 2	0.00	0.00	17.60	17.60	17.60	17.60	0.00	70.40
Week 3	17.60	17.60	17.60	17.60	17.60	17.60	0.00	105.60
Week 4	17.60	17.60	17.60	17.60	17.60	17.60	0.00	105.60
Week 5	17.60	17.60	17.60	17.60	17.60	17.60	0.00	105.60
Week 6	0.00	17.60	0.00	0.00	0.00	0.00	0.00	17.60
Totals:	52.80	70.40	70.40	70.40	70.40	70.40	0.00	404.80

**June 2023**

Badenoch Soccer Pitch	Sun.	Mon.	Tue.	Wed.	Thur.	Fri.	Sat.	Total
Week 1	0.00	0.00	0.00	0.00	17.60	17.60	0.00	35.20
Week 2	0.00	17.60	17.60	17.60	17.60	17.60	0.00	88.00
Week 3	17.60	17.60	17.60	17.60	17.60	17.60	0.00	105.60
Week 4	0.00	17.60	17.60	17.60	17.60	17.60	0.00	88.00
Week 5	17.60	17.60	0.00	17.60	17.60	0.00	0.00	70.40
Totals:	35.20	70.40	52.80	70.40	88.00	70.40	0.00	387.20

**May 2023**

Badenoch Soccer Pitch	Sun.	Mon.	Tue.	Wed.	Thur.	Fri.	Sat.	Total
Week 1	0.00	0.00	0.00	0.00	0.00	0.00	0.00	0.00
Week 2	0.00	0.00	0.00	0.00	0.00	0.00	0.00	0.00
Week 3	0.00	0.00	0.00	0.00	0.00	0.00	0.00	0.00
Week 4	0.00	0.00	17.60	17.60	17.60	17.60	0.00	70.40
Week 5	17.60	17.60	17.60	17.60	0.00	0.00	0.00	70.40
Totals:	17.60	17.60	35.20	35.20	17.60	17.60	0.00	140.80

**Total Charges      \$1,214.40**

**Township of Puslinch**

Morrison Meadows Ball Diamond Revenue Comparison From MAY 1,2024 To AUG 31,202

**August 2024**

Morrison Meadows Ball Diamond	Sun.	Mon.	Tue.	Wed.	Thur.	Fri.	Sat.	Total
Week 1	0.00	0.00	0.00	0.00	36.75	0.00	134.75	171.50
Week 2	134.75	12.24	36.75	12.24	0.00	0.00	45.93	241.91
Week 3	39.78	0.00	36.75	0.00	36.75	0.00	0.00	113.28
Week 4	0.00	0.00	24.50	0.00	24.50	0.00	0.00	49.00
Week 5	0.00	0.00	0.00	0.00	0.00	0.00	0.00	0.00
Totals:	174.53	12.24	98.00	12.24	98.00	0.00	180.68	575.69

**July 2024**

Morrison Meadows Ball Diamond	Sun.	Mon.	Tue.	Wed.	Thur.	Fri.	Sat.	Total
Week 1	0.00	12.24	36.75	12.24	36.75	0.00	134.75	232.73
Week 2	134.75	12.24	36.75	0.00	36.75	0.00	134.75	355.24
Week 3	134.75	12.24	0.00	0.00	0.00	0.00	0.00	146.99
Week 4	0.00	12.24	36.75	12.24	36.75	0.00	0.00	97.98
Week 5	12.24	12.24	36.75	12.24	0.00	0.00	0.00	73.47
Totals:	281.74	61.20	147.00	36.72	110.25	0.00	269.50	906.41

**June 2024**

Morrison Meadows Ball Diamond	Sun.	Mon.	Tue.	Wed.	Thur.	Fri.	Sat.	Total
Week 1	0.00	0.00	0.00	0.00	0.00	0.00	134.75	134.75
Week 2	0.00	12.24	36.75	12.24	36.75	0.00	134.75	232.73
Week 3	134.75	12.24	36.75	12.24	36.75	0.00	0.00	232.73
Week 4	150.05	12.24	36.75	12.24	0.00	0.00	134.75	346.03
Week 5	0.00	12.24	36.75	12.24	36.75	0.00	0.00	97.98
Totals:	284.80	48.96	147.00	48.96	110.25	0.00	404.25	1,044.22

**May 2024**

Morrison Meadows Ball Diamond	Sun.	Mon.	Tue.	Wed.	Thur.	Fri.	Sat.	Total
Week 1	0.00	0.00	0.00	0.00	0.00	0.00	0.00	0.00
Week 2	0.00	0.00	0.00	0.00	0.00	0.00	134.75	134.75
Week 3	134.75	12.24	36.75	12.24	36.75	0.00	0.00	232.73
Week 4	134.75	12.24	36.75	12.24	36.75	0.00	0.00	232.73
Week 5	0.00	12.24	36.75	12.24	36.75	0.00	0.00	97.98
Totals:	269.50	36.72	110.25	36.72	110.25	0.00	134.75	698.19

**Total Charges      \$3,224.51**

**Township of Puslinch**

Morrison Meadows Ball Diamond Revenue Comparison From MAY 1,2023 To AUG 31,202

**August 2023**

Morrison Meadows Ball Diamond	Sun.	Mon.	Tue.	Wed.	Thur.	Fri.	Sat.	Total
Week 1	0.00	0.00	8.91	11.88	29.70	0.00	106.92	157.41
Week 2	0.00	29.70	0.00	0.00	29.70	0.00	0.00	59.40
Week 3	0.00	0.00	0.00	35.64	29.70	0.00	44.54	109.88
Week 4	38.61	0.00	0.00	0.00	29.70	0.00	0.00	68.31
Week 5	0.00	0.00	0.00	0.00	29.70	0.00	0.00	29.70
Totals:	38.61	29.70	8.91	47.52	148.50	0.00	151.46	424.70

**July 2023**

Morrison Meadows Ball Diamond	Sun.	Mon.	Tue.	Wed.	Thur.	Fri.	Sat.	Total
Week 1	0.00	0.00	0.00	0.00	0.00	0.00	0.00	0.00
Week 2	0.00	29.70	8.91	11.88	0.00	0.00	0.00	50.49
Week 3	0.00	29.70	8.91	11.88	29.70	0.00	44.54	124.73
Week 4	0.00	29.70	8.91	11.88	29.70	0.00	0.00	80.19
Week 5	35.64	29.70	8.91	11.88	29.70	0.00	0.00	115.83
Week 6	115.83	29.70	0.00	0.00	0.00	0.00	0.00	145.53
Totals:	151.47	148.50	35.64	47.52	89.10	0.00	44.54	516.77

**June 2023**

Morrison Meadows Ball Diamond	Sun.	Mon.	Tue.	Wed.	Thur.	Fri.	Sat.	Total
Week 1	0.00	0.00	0.00	0.00	29.70	0.00	0.00	29.70
Week 2	0.00	29.70	8.91	11.88	29.70	0.00	0.00	80.19
Week 3	11.88	0.00	8.91	11.88	29.70	0.00	0.00	62.37
Week 4	118.80	29.70	8.91	11.88	29.70	0.00	0.00	198.99
Week 5	0.00	29.70	8.91	11.88	29.70	0.00	0.00	80.19
Totals:	130.68	89.10	35.64	47.52	148.50	0.00	0.00	451.44

**May 2023**

Morrison Meadows Ball Diamond	Sun.	Mon.	Tue.	Wed.	Thur.	Fri.	Sat.	Total
Week 1	0.00	0.00	0.00	0.00	0.00	0.00	0.00	0.00
Week 2	0.00	0.00	0.00	0.00	29.70	0.00	0.00	29.70
Week 3	106.92	29.70	8.91	11.88	29.70	0.00	0.00	187.11
Week 4	0.00	29.70	8.91	11.88	29.70	0.00	0.00	80.19
Week 5	11.88	29.70	8.91	11.88	0.00	0.00	0.00	62.37
Totals:	118.80	89.10	26.73	35.64	89.10	0.00	0.00	359.37

**Total Charges      \$1,752.28**

**Township of Puslinch**

Morrison Meadows Picnic Shelter Revenue Comparison From MAY 1,2024 To AUG 31,2

**August 2024**

Morrison Meadows Picnic Shelter	Sun.	Mon.	Tue.	Wed.	Thur.	Fri.	Sat.	Total
Week 1	0.00	0.00	0.00	0.00	0.00	0.00	0.00	0.00
Week 2	0.00	0.00	0.00	0.00	0.00	0.00	0.00	0.00
Week 3	0.00	0.00	0.00	0.00	0.00	0.00	93.99	93.99
Week 4	0.00	0.00	0.00	0.00	0.00	0.00	0.00	0.00
Week 5	0.00	0.00	0.00	0.00	0.00	0.00	0.00	0.00
Totals:	0.00	0.00	0.00	0.00	0.00	0.00	93.99	93.99

**July 2024**

Morrison Meadows Picnic Shelter	Sun.	Mon.	Tue.	Wed.	Thur.	Fri.	Sat.	Total
Week 1	0.00	0.00	0.00	0.00	0.00	0.00	0.00	0.00
Week 2	0.00	0.00	0.00	0.00	0.00	0.00	93.99	93.99
Week 3	93.99	0.00	0.00	0.00	0.00	0.00	0.00	93.99
Week 4	0.00	0.00	0.00	0.00	0.00	0.00	0.00	0.00
Week 5	0.00	0.00	0.00	0.00	0.00	0.00	0.00	0.00
Totals:	93.99	0.00	0.00	0.00	0.00	0.00	93.99	187.98

**June 2024**

Morrison Meadows Picnic Shelter	Sun.	Mon.	Tue.	Wed.	Thur.	Fri.	Sat.	Total
Week 1	0.00	0.00	0.00	0.00	0.00	0.00	0.00	0.00
Week 2	0.00	0.00	0.00	0.00	0.00	0.00	0.00	0.00
Week 3	93.99	0.00	0.00	0.00	0.00	0.00	46.96	140.95
Week 4	0.00	0.00	0.00	0.00	70.44	0.00	93.99	164.43
Week 5	93.99	0.00	0.00	0.00	0.00	0.00	0.00	93.99
Totals:	187.98	0.00	0.00	0.00	70.44	0.00	140.95	399.37

**May 2024**

Morrison Meadows Picnic Shelter	Sun.	Mon.	Tue.	Wed.	Thur.	Fri.	Sat.	Total
Week 1	0.00	0.00	0.00	0.00	0.00	0.00	0.00	0.00
Week 2	0.00	0.00	0.00	0.00	0.00	0.00	0.00	0.00
Week 3	0.00	0.00	0.00	0.00	0.00	0.00	0.00	0.00
Week 4	0.00	0.00	0.00	0.00	0.00	0.00	0.00	0.00
Week 5	105.66	0.00	0.00	0.00	0.00	0.00	0.00	105.66
Totals:	105.66	0.00	0.00	0.00	0.00	0.00	0.00	105.66

**Total Charges \$787.00**

**Township of Puslinch**

Morrison Meadows Picnic Shelter Revenue Comparison From MAY 1,2023 To AUG 31,2

**August 2023**

Morrison Meadows Picnic Shelter	Sun.	Mon.	Tue.	Wed.	Thur.	Fri.	Sat.	Total
Week 1	0.00	0.00	0.00	0.00	0.00	0.00	0.00	0.00
Week 2	91.16	0.00	0.00	0.00	0.00	0.00	148.01	239.17
Week 3	0.00	0.00	0.00	0.00	0.00	0.00	0.00	0.00
Week 4	0.00	0.00	0.00	0.00	0.00	0.00	0.00	0.00
Week 5	91.08	0.00	0.00	0.00	0.00	0.00	0.00	91.08
Totals:	182.24	0.00	0.00	0.00	0.00	0.00	148.01	330.25

**July 2023**

Morrison Meadows Picnic Shelter	Sun.	Mon.	Tue.	Wed.	Thur.	Fri.	Sat.	Total
Week 1	0.00	0.00	0.00	0.00	0.00	0.00	0.00	0.00
Week 2	0.00	0.00	0.00	0.00	0.00	0.00	0.00	0.00
Week 3	0.00	0.00	0.00	0.00	0.00	0.00	22.79	22.79
Week 4	0.00	0.00	0.00	0.00	0.00	0.00	113.85	113.85
Week 5	0.00	0.00	0.00	0.00	0.00	0.00	0.00	0.00
Week 6	68.31	0.00	0.00	0.00	0.00	0.00	0.00	68.31
Totals:	68.31	0.00	0.00	0.00	0.00	0.00	136.64	204.95

**June 2023**

Morrison Meadows Picnic Shelter	Sun.	Mon.	Tue.	Wed.	Thur.	Fri.	Sat.	Total
Week 1	0.00	0.00	0.00	0.00	0.00	0.00	0.00	0.00
Week 2	0.00	0.00	0.00	0.00	0.00	0.00	0.00	0.00
Week 3	0.00	0.00	0.00	0.00	0.00	0.00	0.00	0.00
Week 4	0.00	0.00	0.00	0.00	0.00	0.00	0.00	0.00
Week 5	91.16	0.00	0.00	0.00	0.00	0.00	0.00	91.16
Totals:	91.16	0.00	0.00	0.00	0.00	0.00	0.00	91.16

---

**Total Charges      \$626.36**



**Township of Puslinch**

Old Morriston Ball Diamond Revenue Comparison From MAY 1,2024 To AUG 31,2024

**August 2024**

Old Morriston Ball Diamond	Sun.	Mon.	Tue.	Wed.	Thur.	Fri.	Sat.	Total
Week 1	0.00	0.00	0.00	0.00	11.88	0.00	0.00	11.88
Week 2	0.00	28.05	28.05	79.24	30.38	29.48	44.54	239.74
Week 3	56.42	35.64	35.64	12.24	0.00	0.00	11.88	151.82
Week 4	11.88	79.60	0.00	12.24	0.00	0.00	0.00	103.72
Week 5	0.00	0.00	0.00	12.24	0.00	0.00	0.00	12.24
Totals:	68.30	143.29	63.69	115.96	42.26	29.48	56.42	519.40

**July 2024**

Old Morriston Ball Diamond	Sun.	Mon.	Tue.	Wed.	Thur.	Fri.	Sat.	Total
Week 1	0.00	28.05	28.05	77.21	77.21	0.00	0.00	210.52
Week 2	11.88	28.05	28.05	0.00	0.00	0.00	0.00	67.98
Week 3	11.88	28.05	0.00	0.00	77.21	0.00	0.00	117.14
Week 4	89.09	28.05	28.05	77.21	77.21	0.00	11.88	311.49
Week 5	77.21	28.05	28.05	77.21	0.00	0.00	0.00	210.52
Totals:	190.06	140.25	112.20	231.63	231.63	0.00	11.88	917.65

**June 2024**

Old Morriston Ball Diamond	Sun.	Mon.	Tue.	Wed.	Thur.	Fri.	Sat.	Total
Week 1	0.00	0.00	0.00	0.00	0.00	0.00	17.82	17.82
Week 2	77.21	28.05	28.05	77.21	77.21	0.00	11.88	299.61
Week 3	255.37	28.05	28.05	77.21	11.88	0.00	0.00	400.56
Week 4	77.21	28.05	28.05	77.21	11.88	0.00	11.88	234.28
Week 5	11.88	28.05	28.05	77.21	77.21	0.00	0.00	222.40
Week 6	11.88	0.00	0.00	0.00	0.00	0.00	0.00	11.88
Totals:	433.55	112.20	112.20	308.84	178.18	0.00	41.58	1,186.55

**May 2024**

Old Morriston Ball Diamond	Sun.	Mon.	Tue.	Wed.	Thur.	Fri.	Sat.	Total
Week 1	0.00	0.00	0.00	0.00	0.00	47.52	0.00	47.52
Week 2	0.00	0.00	0.00	0.00	0.00	11.88	89.08	100.96
Week 3	95.04	28.05	28.05	11.88	11.88	0.00	0.00	174.90
Week 4	11.88	39.93	28.05	77.21	11.88	0.00	0.00	168.95
Week 5	11.88	28.05	28.05	77.21	77.21	0.00	0.00	222.40
Totals:	118.80	96.03	84.15	166.30	100.97	59.40	89.08	714.73

**Total Charges      \$3,338.33**

**Township of Puslinch**

Old Morriston Ball Diamond Revenue Comparison From MAY 1,2023 To AUG 31,2023

**August 2023**

Old Morriston Ball Diamond	Sun.	Mon.	Tue.	Wed.	Thur.	Fri.	Sat.	Total
Week 1	0.00	0.00	23.65	59.39	59.39	0.00	0.00	142.43
Week 2	0.00	11.88	20.68	53.45	0.00	0.00	0.00	86.01
Week 3	26.40	0.00	0.00	47.51	0.00	26.51	44.54	144.96
Week 4	38.61	0.00	0.00	0.00	0.00	0.00	0.00	38.61
Week 5	0.00	0.00	0.00	0.00	0.00	0.00	0.00	0.00
Totals:	65.01	11.88	44.33	160.35	59.39	26.51	44.54	412.01

**July 2023**

Old Morriston Ball Diamond	Sun.	Mon.	Tue.	Wed.	Thur.	Fri.	Sat.	Total
Week 1	0.00	0.00	0.00	0.00	0.00	0.00	0.00	0.00
Week 2	0.00	11.88	23.65	59.39	0.00	11.88	0.00	106.80
Week 3	47.52	11.88	23.65	59.39	59.39	0.00	0.00	201.83
Week 4	47.52	11.88	23.65	59.39	47.51	11.88	0.00	201.83
Week 5	95.03	0.00	23.65	59.39	59.39	11.88	0.00	249.34
Week 6	56.42	11.88	0.00	0.00	0.00	0.00	0.00	68.30
Totals:	246.49	47.52	94.60	237.56	166.29	35.64	0.00	828.10

**June 2023**

Old Morriston Ball Diamond	Sun.	Mon.	Tue.	Wed.	Thur.	Fri.	Sat.	Total
Week 1	0.00	0.00	0.00	0.00	11.88	0.00	0.00	11.88
Week 2	47.51	11.88	23.65	59.39	47.51	11.88	0.00	201.82
Week 3	47.52	0.00	11.88	11.88	11.88	11.88	0.00	95.04
Week 4	95.03	23.65	23.65	59.39	11.88	17.82	0.00	231.42
Week 5	95.03	11.88	23.65	59.39	59.39	0.00	0.00	249.34
Totals:	285.09	47.41	82.83	190.05	142.54	41.58	0.00	789.50

**May 2023**

Old Morriston Ball Diamond	Sun.	Mon.	Tue.	Wed.	Thur.	Fri.	Sat.	Total
Week 1	0.00	0.00	0.00	0.00	0.00	0.00	0.00	0.00
Week 2	0.00	0.00	0.00	0.00	11.88	0.00	11.88	23.76
Week 3	0.00	11.88	11.88	11.88	11.88	0.00	0.00	47.52
Week 4	0.00	0.00	23.65	59.39	59.39	0.00	0.00	142.43
Week 5	47.51	11.88	23.65	11.88	0.00	0.00	0.00	94.92
Totals:	47.51	23.76	59.18	83.15	83.15	0.00	11.88	308.63

**Total Charges      \$2,338.24**

**Township of Puslinch**  
Gym Revenue Comparison From MAY 1,2024 To AUG 31,2024

**August 2024**

Gym	Sun.	Mon.	Tue.	Wed.	Thur.	Fri.	Sat.	Total
Week 1	0.00	0.00	0.00	0.00	72.14	0.00	0.00	72.14
Week 2	0.00	0.00	185.86	72.14	72.14	0.00	0.00	330.14
Week 3	0.00	61.25	178.72	144.28	72.14	0.00	0.00	456.39
Week 4	0.00	133.39	323.00	72.14	72.14	0.00	180.35	781.02
Week 5	0.00	54.11	160.68	79.28	144.28	0.00	0.00	438.35
Totals:	0.00	248.75	848.26	367.84	432.84	0.00	180.35	2,078.04

**July 2024**

Gym	Sun.	Mon.	Tue.	Wed.	Thur.	Fri.	Sat.	Total
Week 1	0.00	0.00	124.61	72.14	72.14	108.21	108.21	485.31
Week 2	108.21	0.00	52.47	79.28	115.35	0.00	90.18	445.49
Week 3	0.00	108.21	79.28	79.28	72.14	0.00	0.00	338.91
Week 4	0.00	162.32	178.72	151.42	72.14	36.07	108.21	708.88
Week 5	36.07	108.21	178.72	72.14	0.00	0.00	0.00	395.14
Totals:	144.28	378.74	613.80	454.26	331.77	144.28	306.60	2,373.73

**June 2024**

Gym	Sun.	Mon.	Tue.	Wed.	Thur.	Fri.	Sat.	Total
Week 1	0.00	0.00	0.00	0.00	0.00	0.00	126.25	126.25
Week 2	0.00	63.18	151.72	46.78	46.78	10.71	90.18	409.35
Week 3	0.00	52.47	184.22	0.00	54.11	0.00	36.07	326.87
Week 4	0.00	59.61	141.01	115.35	7.14	36.07	198.39	557.57
Week 5	72.14	52.47	104.94	90.18	0.00	36.07	0.00	355.80
Totals:	72.14	227.73	581.89	252.31	108.03	82.85	450.89	1,775.84

**May 2024**

Gym	Sun.	Mon.	Tue.	Wed.	Thur.	Fri.	Sat.	Total
Week 1	0.00	0.00	0.00	10.71	10.71	10.71	0.00	32.13
Week 2	72.14	63.18	122.79	10.71	10.71	10.71	72.14	362.38
Week 3	0.00	63.18	122.79	10.71	10.71	10.71	0.00	218.10
Week 4	0.00	0.00	122.79	10.71	10.71	10.71	0.00	154.92
Week 5	234.46	99.25	122.79	118.92	10.71	10.71	0.00	596.84
Totals:	306.60	225.61	491.16	161.76	53.55	53.55	72.14	1,364.37

**Total Charges      \$7,591.98**

**Township of Puslinch**  
Gym Revenue Comparison From MAY 1,2023 To AUG 31,2023

**August 2023**

Gym	Sun.	Mon.	Tue.	Wed.	Thur.	Fri.	Sat.	Total
Week 1	0.00	0.00	52.47	150.33	132.84	0.00	0.00	335.64
Week 2	174.90	0.00	104.94	62.88	62.88	0.00	0.00	405.60
Week 3	69.96	10.41	104.94	62.88	62.88	0.00	0.00	311.07
Week 4	69.96	10.41	104.94	132.84	62.88	0.00	34.98	416.01
Week 5	69.96	62.88	104.94	97.86	62.88	0.00	0.00	398.52
Totals:	384.78	83.70	472.23	506.79	384.36	0.00	34.98	1,866.84

**July 2023**

Gym	Sun.	Mon.	Tue.	Wed.	Thur.	Fri.	Sat.	Total
Week 1	0.00	0.00	0.00	0.00	0.00	0.00	0.00	0.00
Week 2	0.00	0.00	52.47	10.41	10.41	0.00	0.00	73.29
Week 3	0.00	10.41	104.94	62.88	62.88	0.00	0.00	241.11
Week 4	0.00	87.31	104.94	97.86	10.41	0.00	0.00	300.52
Week 5	69.96	10.41	104.94	97.86	80.37	0.00	97.32	460.86
Week 6	69.96	97.86	0.00	0.00	0.00	0.00	0.00	167.82
Totals:	139.92	205.99	367.29	269.01	164.07	0.00	97.32	1,243.60

**June 2023**

Gym	Sun.	Mon.	Tue.	Wed.	Thur.	Fri.	Sat.	Total
Week 1	0.00	0.00	0.00	0.00	45.39	34.98	0.00	80.37
Week 2	0.00	62.88	62.88	10.41	115.35	34.98	0.00	286.50
Week 3	0.00	62.88	52.47	10.41	80.37	34.98	69.96	311.07
Week 4	0.00	62.88	52.47	10.41	10.41	0.00	174.90	311.07
Week 5	104.94	62.88	104.94	10.41	80.37	0.00	0.00	363.54
Totals:	104.94	251.52	272.76	41.64	331.89	104.94	244.86	1,352.55

**May 2023**

Gym	Sun.	Mon.	Tue.	Wed.	Thur.	Fri.	Sat.	Total
Week 1	0.00	58.32	114.60	79.62	62.13	34.98	104.94	454.59
Week 2	244.86	0.00	0.00	0.00	0.00	0.00	0.00	244.86
Week 3	0.00	0.00	0.00	0.00	0.00	0.00	0.00	0.00
Week 4	0.00	0.00	52.47	0.00	44.64	34.98	139.92	272.01
Week 5	262.35	62.13	62.13	9.66	0.00	0.00	0.00	396.27
Totals:	507.21	120.45	229.20	89.28	106.77	69.96	244.86	1,367.73

**Total Charges      \$5,830.72**

**Township of Puslinch**

Rink Revenue Comparison From MAY 1,2024 To AUG 31,2024

**August 2024**

Rink	Sun.	Mon.	Tue.	Wed.	Thur.	Fri.	Sat.	Total
Week 1	0.00	0.00	0.00	0.00	0.00	0.00	0.00	0.00
Week 2	0.00	0.00	0.00	118.89	0.00	0.00	0.00	118.89
Week 3	118.89	0.00	0.00	118.89	0.00	0.00	0.00	237.78
Week 4	0.00	0.00	0.00	118.89	0.00	0.00	0.00	118.89
Week 5	0.00	0.00	0.00	0.00	0.00	0.00	0.00	0.00
Totals:	118.89	0.00	0.00	356.67	0.00	0.00	0.00	475.56

**July 2024**

Rink	Sun.	Mon.	Tue.	Wed.	Thur.	Fri.	Sat.	Total
Week 1	0.00	0.00	0.00	118.89	0.00	0.00	0.00	118.89
Week 2	118.89	0.00	0.00	0.00	0.00	0.00	0.00	118.89
Week 3	0.00	0.00	0.00	118.89	0.00	0.00	0.00	118.89
Week 4	118.89	0.00	0.00	118.89	0.00	0.00	0.00	237.78
Week 5	118.89	0.00	0.00	118.89	0.00	0.00	0.00	237.78
Totals:	356.67	0.00	0.00	475.56	0.00	0.00	0.00	832.23

**June 2024**

Rink	Sun.	Mon.	Tue.	Wed.	Thur.	Fri.	Sat.	Total
Week 1	0.00	0.00	0.00	0.00	0.00	0.00	0.00	0.00
Week 2	0.00	0.00	0.00	118.89	0.00	0.00	0.00	118.89
Week 3	158.52	0.00	0.00	0.00	0.00	0.00	79.26	237.78
Week 4	0.00	0.00	0.00	118.89	0.00	0.00	79.26	198.15
Week 5	79.26	0.00	0.00	0.00	0.00	0.00	0.00	79.26
Totals:	237.78	0.00	0.00	237.78	0.00	0.00	158.52	634.08

**May 2024**

Rink	Sun.	Mon.	Tue.	Wed.	Thur.	Fri.	Sat.	Total
Week 1	0.00	0.00	0.00	0.00	0.00	0.00	237.78	237.78
Week 2	79.26	0.00	0.00	0.00	0.00	0.00	0.00	79.26
Week 3	0.00	0.00	0.00	0.00	0.00	0.00	0.00	0.00
Week 4	0.00	0.00	0.00	118.89	0.00	0.00	158.52	277.41
Week 5	0.00	0.00	0.00	118.89	0.00	0.00	0.00	118.89
Totals:	79.26	0.00	0.00	237.78	0.00	0.00	396.30	713.34

**Total Charges      \$2,655.21**

**Township of Puslinch**

Rink Revenue Comparison From MAY 1,2023 To AUG 31,2023

**August 2023**

Rink	Sun.	Mon.	Tue.	Wed.	Thur.	Fri.	Sat.	Total
Week 1	0.00	0.00	0.00	115.31	0.00	0.00	124.41	239.72
Week 2	0.00	0.00	0.00	0.00	0.00	0.00	124.41	124.41
Week 3	0.00	0.00	0.00	0.00	115.31	0.00	124.41	239.72
Week 4	230.62	0.00	76.87	0.00	0.00	0.00	124.41	431.90
Week 5	115.31	0.00	0.00	76.87	76.87	0.00	0.00	269.05
Totals:	345.93	0.00	76.87	192.18	192.18	0.00	497.64	1,304.80

**July 2023**

Rink	Sun.	Mon.	Tue.	Wed.	Thur.	Fri.	Sat.	Total
Week 1	0.00	0.00	0.00	0.00	0.00	0.00	124.41	124.41
Week 2	0.00	0.00	0.00	0.00	0.00	0.00	124.41	124.41
Week 3	0.00	0.00	76.87	0.00	0.00	0.00	124.41	201.28
Week 4	0.00	0.00	0.00	0.00	0.00	0.00	124.41	124.41
Week 5	0.00	0.00	76.87	0.00	0.00	0.00	124.41	201.28
Totals:	0.00	0.00	153.74	0.00	0.00	0.00	622.05	775.79

**June 2023**

Rink	Sun.	Mon.	Tue.	Wed.	Thur.	Fri.	Sat.	Total
Week 1	0.00	0.00	0.00	0.00	153.75	0.00	384.35	538.10
Week 2	0.00	0.00	0.00	0.00	0.00	0.00	0.00	0.00
Week 3	0.00	0.00	0.00	153.74	0.00	0.00	124.41	278.15
Week 4	0.00	0.00	0.00	0.00	0.00	0.00	124.41	124.41
Week 5	0.00	0.00	0.00	0.00	0.00	0.00	0.00	0.00
Totals:	0.00	0.00	0.00	153.74	153.75	0.00	633.17	940.66

**May 2023**

Rink	Sun.	Mon.	Tue.	Wed.	Thur.	Fri.	Sat.	Total
Week 1	0.00	0.00	0.00	0.00	0.00	0.00	0.00	0.00
Week 2	0.00	0.00	0.00	0.00	0.00	0.00	0.00	0.00
Week 3	0.00	0.00	0.00	0.00	0.00	0.00	0.00	0.00
Week 4	0.00	0.00	0.00	0.00	115.31	0.00	153.74	269.05
Week 5	0.00	0.00	0.00	0.00	0.00	0.00	0.00	0.00
Totals:	0.00	0.00	0.00	0.00	115.31	0.00	153.74	269.05

**Total Charges      \$3,290.30**

**Township of Puslinch**

Alf Hales Room Revenue Comparison From MAY 1,2024 To AUG 31,2024

**August 2024**

Alf Hales Room	Sun.	Mon.	Tue.	Wed.	Thur.	Fri.	Sat.	Total
Week 1	0.00	0.00	0.00	0.00	8.88	0.00	287.10	295.98
Week 2	0.00	0.00	0.00	0.00	8.88	0.00	0.00	8.88
Week 3	0.00	15.18	0.00	0.00	200.28	0.00	0.00	215.46
Week 4	0.00	0.00	0.00	14.72	8.88	0.00	0.00	23.60
Week 5	0.00	0.00	0.00	0.00	8.88	0.00	306.24	315.12
Totals:	0.00	15.18	0.00	14.72	235.80	0.00	593.34	859.04

**July 2024**

Alf Hales Room	Sun.	Mon.	Tue.	Wed.	Thur.	Fri.	Sat.	Total
Week 1	0.00	0.00	0.00	0.00	8.88	0.00	0.00	8.88
Week 2	0.00	15.18	0.00	0.00	8.88	0.00	0.00	24.06
Week 3	0.00	0.00	0.00	14.72	8.88	0.00	0.00	23.60
Week 4	0.00	0.00	0.00	0.00	8.88	0.00	153.12	162.00
Week 5	306.24	0.00	0.00	0.00	0.00	0.00	0.00	306.24
Totals:	306.24	15.18	0.00	14.72	35.52	0.00	153.12	524.78

**June 2024**

Alf Hales Room	Sun.	Mon.	Tue.	Wed.	Thur.	Fri.	Sat.	Total
Week 1	0.00	0.00	0.00	0.00	0.00	0.00	0.00	0.00
Week 2	191.40	11.84	14.72	11.84	8.88	267.96	0.00	506.64
Week 3	0.00	11.84	0.00	119.36	67.76	11.84	0.00	210.80
Week 4	0.00	11.84	0.00	16.28	8.88	11.84	0.00	48.84
Week 5	0.00	0.00	0.00	0.00	8.88	306.24	296.96	612.08
Totals:	191.40	35.52	14.72	147.48	94.40	597.88	296.96	1,378.36

**May 2024**

Alf Hales Room	Sun.	Mon.	Tue.	Wed.	Thur.	Fri.	Sat.	Total
Week 1	0.00	0.00	0.00	11.84	16.51	11.84	0.00	40.19
Week 2	0.00	11.84	14.72	165.88	88.32	11.84	11.39	303.99
Week 3	0.00	11.84	14.72	26.56	70.12	11.84	0.00	135.08
Week 4	0.00	0.00	0.00	11.84	8.88	11.84	0.00	32.56
Week 5	0.00	11.84	0.00	11.84	85.43	11.84	0.00	120.95
Totals:	0.00	35.52	29.44	227.96	269.26	59.20	11.39	632.77

**Total Charges      \$3,394.95**

**Township of Puslinch**

Alf Hales Room Revenue Comparison From MAY 1,2023 To AUG 31,2023

**August 2023**

Alf Hales Room	Sun.	Mon.	Tue.	Wed.	Thur.	Fri.	Sat.	Total
Week 1	0.00	0.00	16.50	0.00	16.50	0.00	0.00	33.00
Week 2	0.00	204.16	16.50	0.00	16.50	0.00	296.96	534.12
Week 3	0.00	0.00	16.50	14.72	16.50	0.00	0.00	47.72
Week 4	0.00	0.00	16.50	0.00	16.50	0.00	0.00	33.00
Week 5	0.00	0.00	16.50	5.92	16.50	0.00	0.00	38.92
Totals:	0.00	204.16	82.50	20.64	82.50	0.00	296.96	686.76

**July 2023**

Alf Hales Room	Sun.	Mon.	Tue.	Wed.	Thur.	Fri.	Sat.	Total
Week 1	0.00	0.00	0.00	0.00	0.00	0.00	0.00	0.00
Week 2	0.00	0.00	16.50	0.00	16.50	0.00	0.00	33.00
Week 3	0.00	0.00	16.50	0.00	16.50	0.00	148.48	181.48
Week 4	445.44	0.00	16.50	14.72	16.50	0.00	222.72	715.88
Week 5	0.00	0.00	16.50	0.00	16.50	0.00	137.72	170.72
Totals:	445.44	0.00	66.00	14.72	66.00	0.00	508.92	1,101.08

**June 2023**

Alf Hales Room	Sun.	Mon.	Tue.	Wed.	Thur.	Fri.	Sat.	Total
Week 1	0.00	0.00	0.00	0.00	16.50	0.00	0.00	16.50
Week 2	296.96	25.72	28.45	11.00	111.54	11.00	222.72	707.39
Week 3	0.00	11.00	16.50	11.00	16.50	11.00	0.00	66.00
Week 4	0.00	11.00	16.50	25.72	20.94	11.00	185.60	270.76
Week 5	0.00	0.00	16.50	0.00	16.50	0.00	0.00	33.00
Totals:	296.96	47.72	77.95	47.72	181.98	33.00	408.32	1,093.65

**May 2023**

Alf Hales Room	Sun.	Mon.	Tue.	Wed.	Thur.	Fri.	Sat.	Total
Week 1	0.00	11.00	124.15	11.00	16.50	11.00	0.00	173.65
Week 2	148.45	25.72	28.45	11.00	138.58	11.00	0.00	363.20
Week 3	137.72	11.00	16.50	33.12	16.50	11.00	0.00	225.84
Week 4	37.12	0.00	16.50	11.00	16.50	11.00	0.00	92.12
Week 5	0.00	11.00	72.18	11.00	0.00	0.00	0.00	94.18
Totals:	323.29	58.72	257.78	77.12	188.08	44.00	0.00	948.99

**Total Charges      \$3,830.48**



**Township of Puslinch**

Archie MacRobbie Hall Revenue Comparison From MAY 1,2024 To AUG 31,2024

**August 2024**

Archie MacRobbie Hall	Sun.	Mon.	Tue.	Wed.	Thur.	Fri.	Sat.	Total
Week 1	0.00	0.00	0.00	0.00	0.00	0.00	986.16	986.16
Week 2	0.00	0.00	0.00	0.00	0.00	0.00	711.01	711.01
Week 3	0.00	0.00	0.00	0.00	558.88	0.00	711.01	1,269.89
Week 4	0.00	0.00	0.00	0.00	0.00	0.00	986.16	986.16
Week 5	410.60	558.88	0.00	0.00	447.12	0.00	1,234.45	2,651.05
Totals:	410.60	558.88	0.00	0.00	1,006.00	0.00	4,628.79	6,604.27

**July 2024**

Archie MacRobbie Hall	Sun.	Mon.	Tue.	Wed.	Thur.	Fri.	Sat.	Total
Week 1	0.00	0.00	447.12	607.29	0.00	0.00	711.01	1,765.42
Week 2	576.77	0.00	0.00	0.00	0.00	0.00	986.16	1,562.93
Week 3	263.04	0.00	0.00	0.00	0.00	0.00	986.16	1,249.20
Week 4	492.72	0.00	0.00	0.00	0.00	0.00	711.01	1,203.73
Week 5	558.88	0.00	0.00	0.00	0.00	0.00	0.00	558.88
Totals:	1,891.41	0.00	447.12	607.29	0.00	0.00	3,394.34	6,340.16

**June 2024**

Archie MacRobbie Hall	Sun.	Mon.	Tue.	Wed.	Thur.	Fri.	Sat.	Total
Week 1	0.00	0.00	0.00	0.00	0.00	0.00	0.00	0.00
Week 2	558.88	0.00	0.00	0.00	0.00	0.00	711.01	1,269.89
Week 3	433.67	0.00	0.00	0.00	108.43	0.00	0.00	542.10
Week 4	542.08	410.60	0.00	0.00	0.00	0.00	986.16	1,938.84
Week 5	478.26	0.00	0.00	0.00	0.00	0.00	711.01	1,189.27
Totals:	2,012.89	410.60	0.00	0.00	108.43	0.00	2,408.18	4,940.10

**May 2024**

Archie MacRobbie Hall	Sun.	Mon.	Tue.	Wed.	Thur.	Fri.	Sat.	Total
Week 1	0.00	0.00	0.00	0.00	0.00	0.00	986.16	986.16
Week 2	542.08	0.00	0.00	0.00	108.43	0.00	0.00	650.51
Week 3	0.00	0.00	0.00	0.00	328.80	0.00	0.00	328.80
Week 4	558.88	0.00	0.00	0.00	0.00	0.00	711.52	1,270.40
Week 5	394.56	0.00	0.00	0.00	0.00	0.00	0.00	394.56
Totals:	1,495.52	0.00	0.00	0.00	437.23	0.00	1,697.68	3,630.43

**Total Charges      \$21,514.96**

**Township of Puslinch**

Archie MacRobbie Hall Revenue Comparison From MAY 1,2023 To AUG 31,2023

**August 2023**

Archie MacRobbie Hall	Sun.	Mon.	Tue.	Wed.	Thur.	Fri.	Sat.	Total
Week 1	0.00	0.00	0.00	0.00	0.00	0.00	659.56	659.56
Week 2	542.08	0.00	0.00	0.00	0.00	0.00	711.01	1,253.09
Week 3	0.00	0.00	0.00	0.00	0.00	0.00	0.00	0.00
Week 4	542.08	0.00	0.00	0.00	0.00	0.00	711.01	1,253.09
Week 5	557.97	0.00	0.00	0.00	0.00	0.00	0.00	557.97
Totals:	1,642.13	0.00	0.00	0.00	0.00	0.00	2,081.58	3,723.71

**July 2023**

Archie MacRobbie Hall	Sun.	Mon.	Tue.	Wed.	Thur.	Fri.	Sat.	Total
Week 1	0.00	0.00	0.00	0.00	0.00	0.00	0.00	0.00
Week 2	542.08	0.00	0.00	542.08	0.00	711.01	659.56	2,454.73
Week 3	711.01	0.00	0.00	0.00	0.00	711.01	568.81	1,990.83
Week 4	542.08	0.00	0.00	542.08	542.08	0.00	659.56	2,285.80
Week 5	542.08	0.00	0.00	0.00	0.00	568.81	659.56	1,770.45
Totals:	2,337.25	0.00	0.00	1,084.16	542.08	1,990.83	2,547.49	8,501.81

**June 2023**

Archie MacRobbie Hall	Sun.	Mon.	Tue.	Wed.	Thur.	Fri.	Sat.	Total
Week 1	0.00	0.00	0.00	0.00	0.00	0.00	0.00	0.00
Week 2	542.08	0.00	0.00	0.00	0.00	0.00	711.01	1,253.09
Week 3	402.29	0.00	0.00	0.00	239.13	0.00	0.00	641.42
Week 4	318.84	0.00	0.00	0.00	0.00	568.81	711.01	1,598.66
Week 5	542.08	0.00	0.00	31.85	0.00	0.00	0.00	573.93
Totals:	1,805.29	0.00	0.00	31.85	239.13	568.81	1,422.02	4,067.10

**May 2023**

Archie MacRobbie Hall	Sun.	Mon.	Tue.	Wed.	Thur.	Fri.	Sat.	Total
Week 1	0.00	0.00	0.00	0.00	0.00	0.00	711.01	711.01
Week 2	255.12	95.70	0.00	0.00	236.64	191.34	711.01	1,489.81
Week 3	295.80	0.00	0.00	15.93	255.12	0.00	711.01	1,277.86
Week 4	542.08	0.00	0.00	0.00	0.00	0.00	568.81	1,110.89
Week 5	0.00	0.00	0.00	0.00	0.00	0.00	0.00	0.00
Totals:	1,093.00	95.70	0.00	15.93	491.76	191.34	2,701.84	4,589.57

**Total Charges      \$20,882.19**

**Township of Puslinch**

Kitchen Revenue Comparison From MAY 1,2024 To AUG 31,2024

**July 2024**

Kitchen	Sun.	Mon.	Tue.	Wed.	Thur.	Fri.	Sat.	Total
Week 1	0.00	0.00	0.00	0.00	0.00	0.00	0.00	0.00
Week 2	0.00	0.00	0.00	0.00	0.00	0.00	0.00	0.00
Week 3	0.00	0.00	235.00	0.00	0.00	0.00	0.00	235.00
Week 4	0.00	0.00	0.00	0.00	0.00	0.00	0.00	0.00
Week 5	0.00	0.00	0.00	0.00	0.00	0.00	0.00	0.00
Totals:	0.00	0.00	235.00	0.00	0.00	0.00	0.00	235.00

**May 2024**

Kitchen	Sun.	Mon.	Tue.	Wed.	Thur.	Fri.	Sat.	Total
Week 1	0.00	0.00	0.00	0.00	0.00	0.00	0.00	0.00
Week 2	0.00	0.00	0.00	0.00	0.00	0.00	0.00	0.00
Week 3	0.00	0.00	0.00	0.00	0.00	0.00	0.00	0.00
Week 4	0.00	235.00	0.00	0.00	0.00	0.00	0.00	235.00
Week 5	0.00	0.00	0.00	0.00	188.00	0.00	0.00	188.00
Totals:	0.00	235.00	0.00	0.00	188.00	0.00	0.00	423.00

---

**Total Charges      \$658.00**

**Township of Puslinch**  
 Kitchen Revenue Comparison From MAY 1,2023 To AUG 31,2023

**August 2023**

Kitchen	Sun.	Mon.	Tue.	Wed.	Thur.	Fri.	Sat.	Total
Week 1	0.00	0.00	0.00	0.00	0.00	0.00	0.00	0.00
Week 2	0.00	0.00	0.00	0.00	0.00	0.00	0.00	0.00
Week 3	0.00	217.90	0.00	0.00	0.00	0.00	0.00	217.90
Week 4	0.00	0.00	0.00	0.00	0.00	0.00	0.00	0.00
Week 5	0.00	0.00	0.00	0.00	0.00	0.00	0.00	0.00
Totals:	0.00	217.90	0.00	0.00	0.00	0.00	0.00	217.90

**June 2023**

Kitchen	Sun.	Mon.	Tue.	Wed.	Thur.	Fri.	Sat.	Total
Week 1	0.00	0.00	0.00	0.00	0.00	0.00	0.00	0.00
Week 2	0.00	0.00	0.00	0.00	0.00	0.00	0.00	0.00
Week 3	0.00	0.00	0.00	0.00	0.00	0.00	0.00	0.00
Week 4	0.00	0.00	0.00	0.00	155.64	0.00	0.00	155.64
Week 5	0.00	0.00	0.00	0.00	0.00	0.00	0.00	0.00
Totals:	0.00	0.00	0.00	0.00	155.64	0.00	0.00	155.64

**May 2023**

Kitchen	Sun.	Mon.	Tue.	Wed.	Thur.	Fri.	Sat.	Total
Week 1	0.00	0.00	0.00	0.00	0.00	0.00	0.00	0.00
Week 2	0.00	0.00	0.00	0.00	0.00	0.00	0.00	0.00
Week 3	0.00	0.00	0.00	0.00	0.00	0.00	0.00	0.00
Week 4	0.00	0.00	0.00	0.00	0.00	0.00	0.00	0.00
Week 5	0.00	0.00	0.00	155.64	0.00	0.00	0.00	155.64
Totals:	0.00	0.00	0.00	155.64	0.00	0.00	0.00	155.64

**Total Charges      \$529.18**

**Township of Puslinch**

Tennis Court 1 Revenue Comparison From MAY 1,2024 To AUG 31,2024

**August 2024**

Tennis Court 1	Sun.	Mon.	Tue.	Wed.	Thur.	Fri.	Sat.	Total
Week 1	0.00	0.00	0.00	0.00	4.42	0.00	66.69	71.11
Week 2	0.00	4.42	22.23	4.42	26.65	0.00	66.69	124.41
Week 3	0.00	4.42	60.00	4.42	60.00	0.00	22.23	151.07
Week 4	0.00	0.00	60.00	4.42	60.00	0.00	66.69	191.11
Week 5	0.00	4.42	82.23	0.00	60.00	0.00	66.69	213.34
Totals:	0.00	13.26	224.46	13.26	211.07	0.00	288.99	751.04

**July 2024**

Tennis Court 1	Sun.	Mon.	Tue.	Wed.	Thur.	Fri.	Sat.	Total
Week 1	0.00	4.42	48.88	4.42	60.00	0.00	22.23	139.95
Week 2	0.00	4.42	48.88	0.00	55.58	0.00	66.69	175.57
Week 3	0.00	4.42	0.00	4.42	60.00	0.00	66.69	135.53
Week 4	0.00	4.42	48.88	0.00	60.00	0.00	66.69	179.99
Week 5	0.00	4.42	26.65	4.42	0.00	0.00	0.00	35.49
Totals:	0.00	22.10	173.29	13.26	235.58	0.00	222.30	666.53

**June 2024**

Tennis Court 1	Sun.	Mon.	Tue.	Wed.	Thur.	Fri.	Sat.	Total
Week 1	0.00	0.00	0.00	0.00	0.00	0.00	0.00	0.00
Week 2	0.00	0.00	0.00	0.00	0.00	0.00	0.00	0.00
Week 3	0.00	4.42	4.42	4.42	4.42	0.00	0.00	17.68
Week 4	0.00	0.00	55.58	0.00	0.00	0.00	66.69	122.27
Week 5	0.00	4.42	60.00	4.42	60.00	0.00	0.00	128.84
Totals:	0.00	8.84	120.00	8.84	64.42	0.00	66.69	268.79

**May 2024**

Tennis Court 1	Sun.	Mon.	Tue.	Wed.	Thur.	Fri.	Sat.	Total
Week 1	0.00	0.00	0.00	0.00	0.00	0.00	0.00	0.00
Week 2	0.00	0.00	0.00	0.00	0.00	66.69	0.00	66.69
Week 3	0.00	0.00	0.00	0.00	0.00	0.00	0.00	0.00
Week 4	0.00	0.00	0.00	0.00	0.00	0.00	0.00	0.00
Week 5	0.00	0.00	0.00	0.00	0.00	0.00	0.00	0.00
Totals:	0.00	0.00	0.00	0.00	0.00	66.69	0.00	66.69

**Total Charges \$1,753.05**

**Township of Puslinch**

Tennis Court 2 Revenue Comparison From MAY 1,2024 To AUG 31,2024

**August 2024**

Tennis Court 2	Sun.	Mon.	Tue.	Wed.	Thur.	Fri.	Sat.	Total
Week 1	0.00	0.00	0.00	0.00	4.42	0.00	0.00	4.42
Week 2	0.00	4.42	0.00	4.42	4.42	0.00	0.00	13.26
Week 3	0.00	4.42	4.42	4.42	4.42	0.00	0.00	17.68
Week 4	0.00	0.00	4.42	4.42	4.42	0.00	0.00	13.26
Week 5	0.00	4.42	4.42	0.00	4.42	0.00	0.00	13.26
Totals:	0.00	13.26	13.26	13.26	22.10	0.00	0.00	61.88

**July 2024**

Tennis Court 2	Sun.	Mon.	Tue.	Wed.	Thur.	Fri.	Sat.	Total
Week 1	0.00	4.42	48.88	4.42	4.42	0.00	22.23	84.37
Week 2	0.00	4.42	48.88	0.00	0.00	0.00	0.00	53.30
Week 3	0.00	4.42	0.00	4.42	4.42	0.00	0.00	13.26
Week 4	0.00	4.42	48.88	0.00	4.42	0.00	0.00	57.72
Week 5	0.00	4.42	26.65	4.42	0.00	0.00	0.00	35.49
Totals:	0.00	22.10	173.29	13.26	13.26	0.00	22.23	244.14

**June 2024**

Tennis Court 2	Sun.	Mon.	Tue.	Wed.	Thur.	Fri.	Sat.	Total
Week 1	0.00	0.00	0.00	0.00	0.00	0.00	0.00	0.00
Week 2	0.00	0.00	0.00	0.00	0.00	0.00	0.00	0.00
Week 3	0.00	4.42	0.00	0.00	0.00	0.00	0.00	4.42
Week 4	0.00	0.00	0.00	0.00	4.42	0.00	0.00	4.42
Week 5	0.00	4.42	4.42	4.42	4.42	0.00	0.00	17.68
Totals:	0.00	8.84	4.42	4.42	8.84	0.00	0.00	26.52

**Total Charges      \$332.54**

**Township of Puslinch**

Tennis Court 3 Revenue Comparison From MAY 1,2024 To AUG 31,2024

---

Totals:	0.00	0.00	0.00	0.00	0.00	0.00	0.00	0.00
							<b>Total Charges</b>	<b>\$0.00</b>

---



## **REPORT REC-2024-006**

---

TO: Recreation Advisory Committee Chair and Members of Committee

PREPARED BY: Laura Emery, Communications and Committee Coordinator

PRESENTED BY: Laura Emery, Communications and Committee Coordinator

MEETING DATE: September 18, 2024

SUBJECT: 2022-2026 Committee Goals and Objectives Update

---

### **RECOMMENDATIONS**

That report REC-2024-006 entitled 2022-2026 Recreation Advisory Committee Goals and Objectives Update be received for information; and,

That the Community Liaison Sub-committee draft a letter to Puslinch Community Groups sharing the feedback received from the public engagement survey in support of the New Horizons for Seniors Grant for their consideration in 2025, in accordance with Council's direction; and,

That the Recreation Facility Promotion Sub-committee develop a plan on how to engage with recreation programs that are not currently available within the Township; and,

That the Recreation Liaison Sub-committee develop a communication plan, including engaging with current program providers, to promote the programming that is currently running in the Township facilities.

### **Purpose**

The purpose of this report is provide the Recreation Advisory Committee with an update on its goals and objectives for the 2022-2026 Term.

### **Background**

Below is an update for each approved goal/objective:

Regular Reporting to Council



Staff will bring the 2024 Annual Progress Report of the Recreation Advisory Committee's to a future Council meeting near the end of 2024 or early 2025.

### Engagement Opportunities

The Engagement Sub-committee completed a survey to solicit feedback from the community regarding the type of recreation and leisure programs the community would like to have access to within the Township, in order to promote the use of Township facilities to organizations who may be interested in providing the programs. The survey was open from April 18<sup>th</sup>, 2024 until May 31<sup>st</sup>, 2024. The Township received 41 responses through the Township's engagement platform, EngagePuslinch, and 79 responses through paper surveys, from residents completing the survey at the Optimist Club of Puslinch Fish Fry and at the Municipal Office.

The survey is meant to assist in identifying possible programs for organizations eligible to apply for the Seniors Active Living Centre Program Expansion Grant.

### Key Findings and Comments

Schedule A to this report is the Community Engagement Survey analysis which details all responses as well as a graph to visually show the results of each question. The comments below address recurring feedback that was received throughout the survey.

1. Lack of programming available
  - a. Of the recreation activities and programming that the Township does offer, 36 respondents indicated that there is nothing they want to do. This feedback provides an opportunity for the Recreation Facility Promotion Sub-committee to reach out to community partners and organizations to let them know about the facilities and spaces we do offer in an effort to increase the variety of recreational programming that is available.
2. Programming ideas individuals are most interested in doing
  - a. The recreation activities or programs that have the most interest are cooking, pickle ball, a walking group, cards, yoga, fitness classes, skating, bingo and gardening. Again, this feedback provides an opportunity for the Recreation Facility Promotion Sub-committee to reach out to community partners and organizations to let them know about the facilities and spaces we do offer in an effort to increase the variety of recreational programming that is available.
  - b. Staff can confirm that there is currently cooking, pickle ball and skating offered in the Township. This feedback provides an opportunity for the Community Liaison Sub-committee to engage with those partners, ensure they are included on the Recreation and Leisure Calendar on the Township's website and work with staff to have the Calendar promoted on the Township's social media channels. This

sub-committee can work to ensure the public knows about the Recreation and Leisure calendar and that all programs currently offered in the Township are included on the calendar.

- c. Other programming that respondents would be interested in include
- 3. Communication tools to share recreation information
  - a. Respondents indicated that the methods of communication they use most frequently to find out about available programming are the Puslinch Pioneer, the Puslinch website and social media. This feedback provides an opportunity for the Recreation Facility Promotion Sub-committee to work with staff to ensure those communication tools are being utilized to promote recreational programming (i.e. Puslinch Pioneer ads, website banner, social media posts).

#### Recreation Facility Promotion

The Township has budgeted \$1500, in the 2024 Budget, regarding the advertising of Township facilities. This sub-committee will use the results of the Engagement Opportunities Sub-committee survey, to develop recommendations for promoting the Township's the facilities to organizations, to increase programming options within the Township as indicated above.

#### Community Liaison Sub-committee

At the October 18, 2023 Council meeting, Council clarified the role of the Liaison Sub-Committee. This sub-committee's goal is to act as a liaison to assist community groups in fundraising for Township initiatives, such as the digital sign replacement and parks revitalization projects. Next steps for this sub-committee with respect to fundraising, requires the adoption of the Donation Policy that Council will consider at a future meeting.

Until the Donation Policy is adopted, the Community Liaison Sub-committee can draft a letter to community groups and other support organizations in the Township informing them of the New Horizons for Seniors Grant ensuring the community groups are aware of it and giving them ample time to apply for the grant.

Further, the sub-committee can begin the work regarding communications with community groups who currently offer programming in Township facilities to ensure they are aware of all of the opportunities to promote their programming as per the Engagement Survey findings above.

#### Financial Implications

None

#### Applicable Legislation and Requirements

None

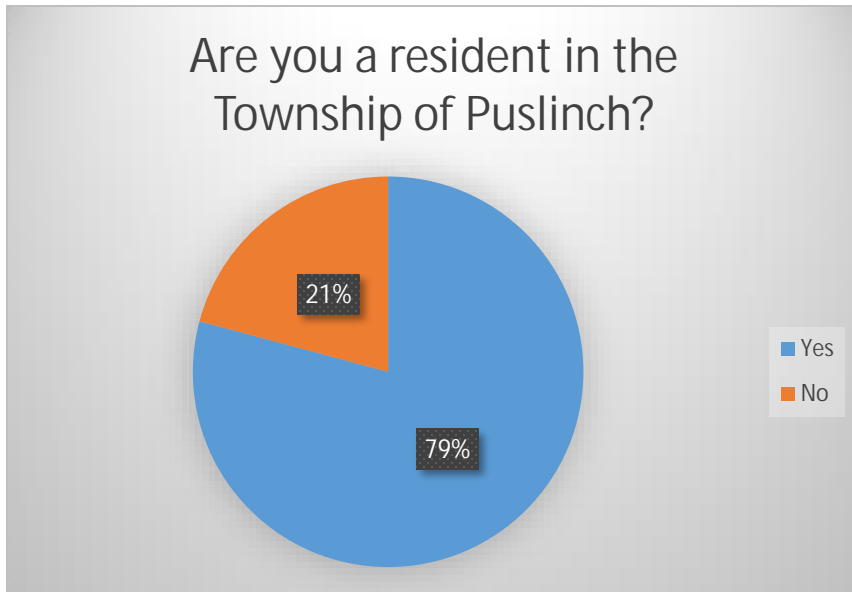
Attachments

Schedule A – 2022-2026 Recreation Advisory Committee Goals/Objectives Status

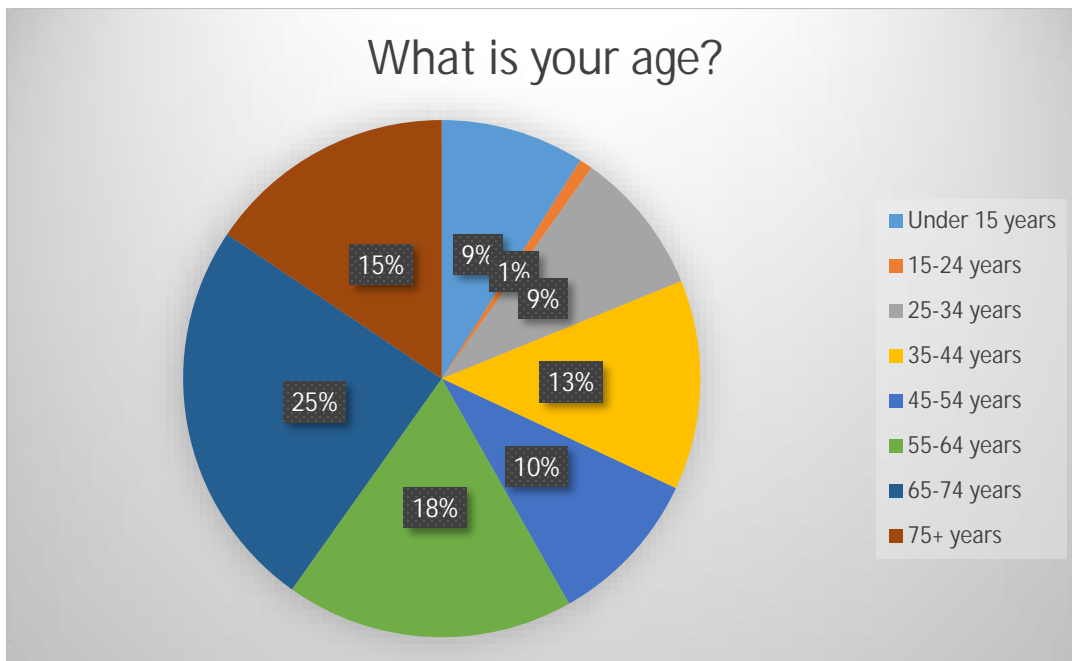
Schedule A – 2022-2026 Recreation Advisory Committee Goals/Objectives Status

Goal/Objective	Sub-Committee	Budget	Person(s) Responsible	2022-2026 Status/Timeline Update
Regular Reporting to Council on Recreation initiatives and progress	N	N	Secretary of the Committee	Provide two annual reports to Council each year. 1) Complete - Approval of Committee Goals and Objectives 2) Progress reports of Committee Goals and Objectives
Recreation Facilities Promotion	Y	Y	Sub-Committee	Sub-committee is to work on a plan to engage with local community organizations to inform them of the facilities available in the Township where recreational programming
Engagement Opportunities	Y	N	Sub-Committee	Sub-committee has finalized a survey in relation to the promotion the Seniors Active Living Centre Program Expansion Grant.
Community Liaison	Y	Y	Sub-committee	Sub-committee to draft a letter to send to Puslinch community groups in 2025 regarding the New Horizons for Seniors Grant.
Open Gym on PD days	N	Y	Secretary of the Committee	A report was brought to Council at the February 28, 2024 Council meeting and this item is now completed.
Parks Master Plan Update	N	N	Director of Public Works, Parks and Facilities	Provide verbal update regarding the Parks Master Plan at each Recreation Advisory Committee Meeting.

Q1. Are you a resident of the Township of Puslinch?



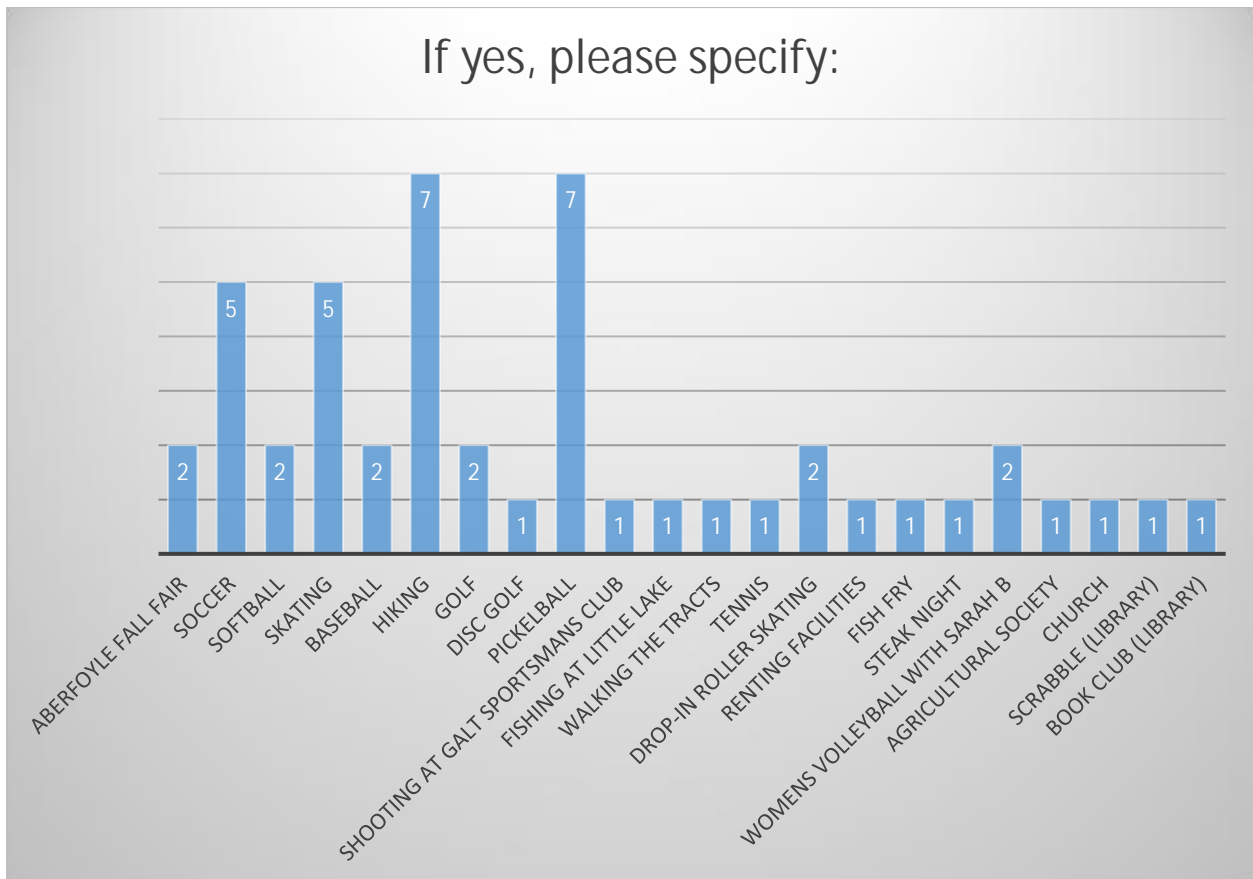
Q2. What is your age?



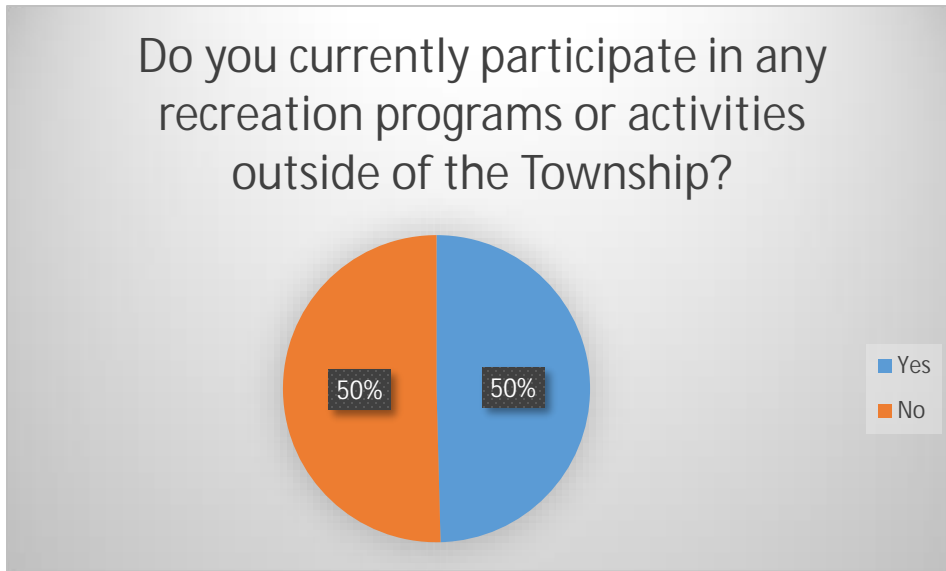
3. Do you currently participate in any recreation programs or activities within the Township?



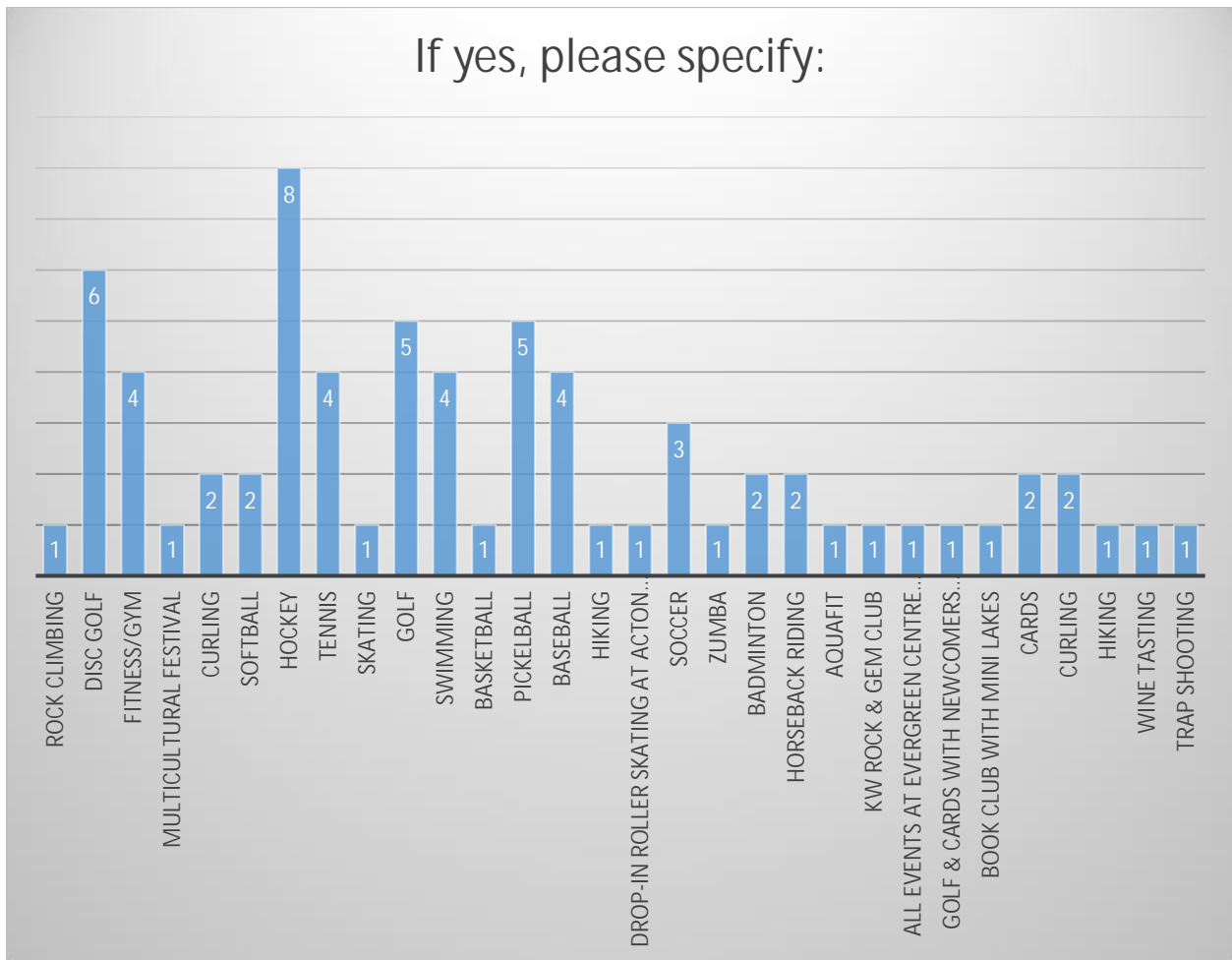
3.B. If yes, please specify:



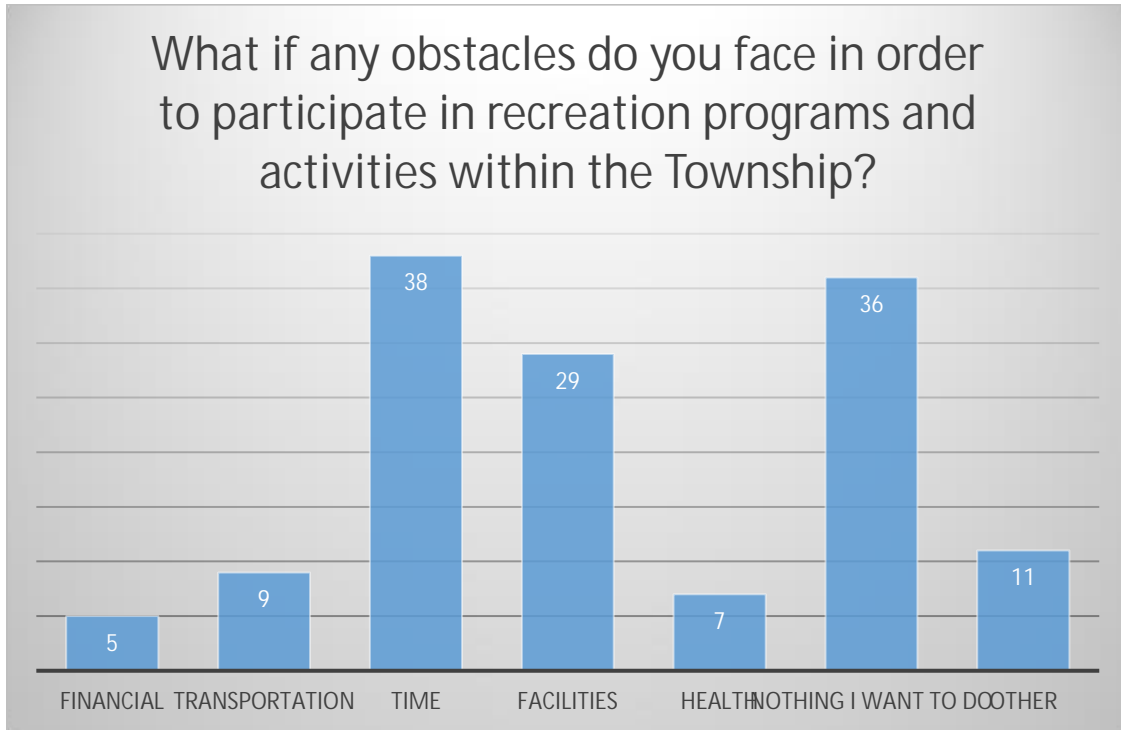
4. Do you currently participate in any recreation programs or activities outside of the Township?



4.B. If yes, please specify:



5. What if any obstacles do you face in order to participate in recreation programs and activities in the Township?

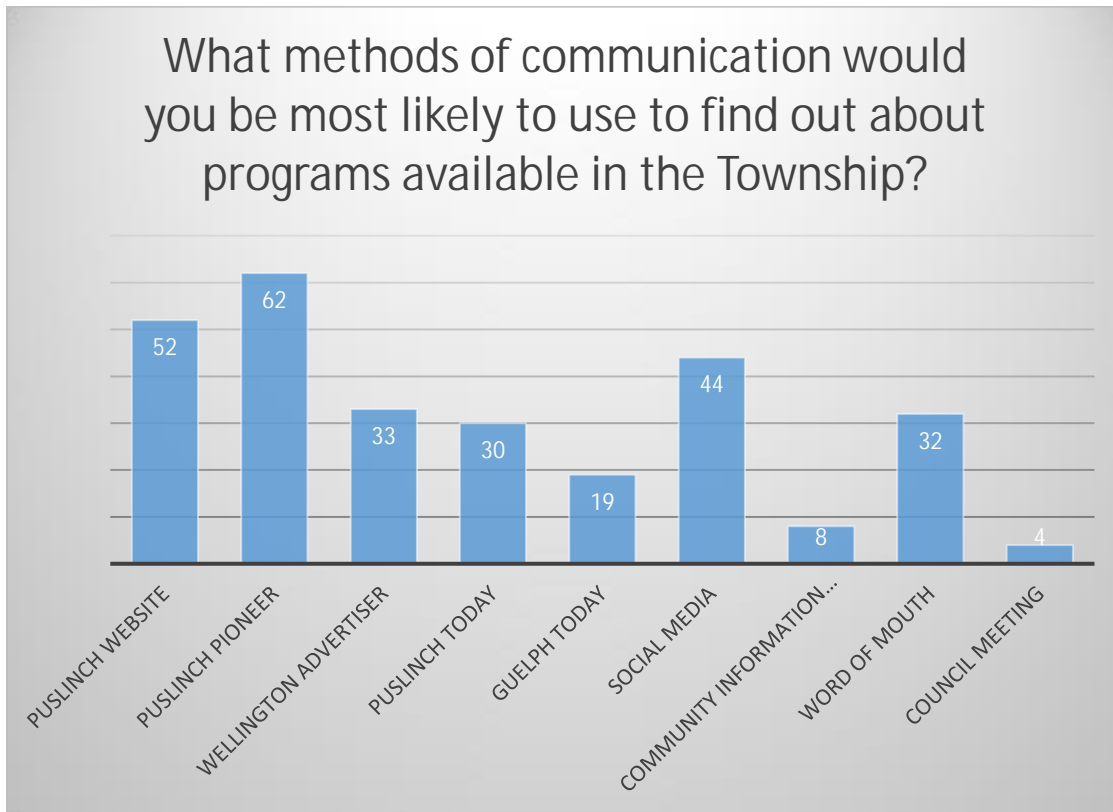


6. Please select any recreation activities or programs you would be interested in:

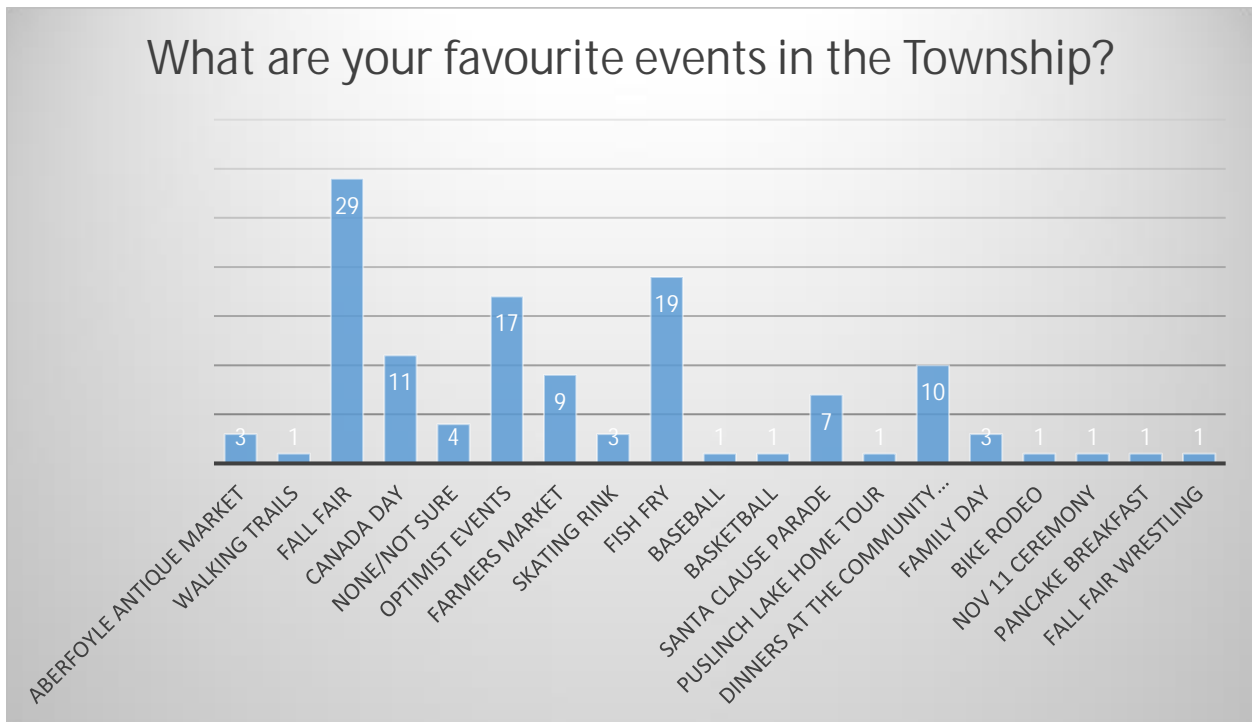




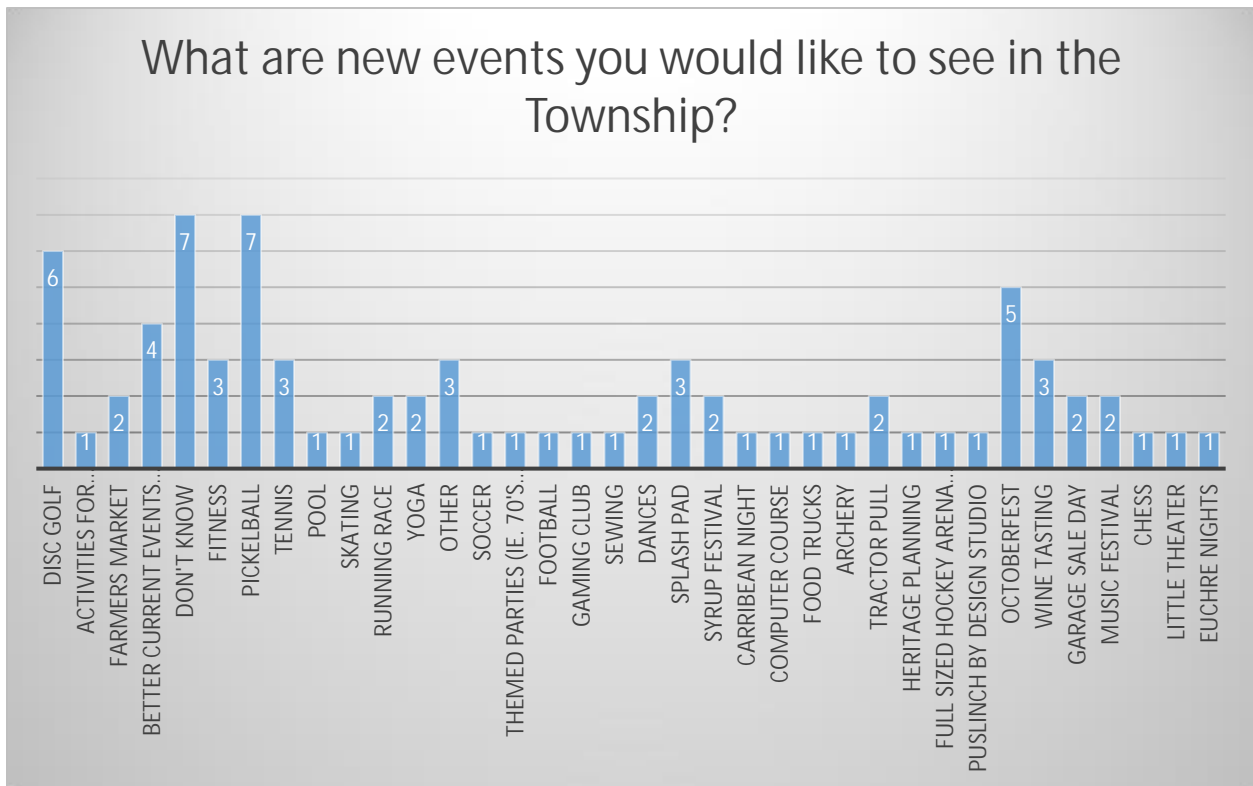
7. What methods of communication would you be most likely to use to find out about programs available in the Township?



8. What are your favourite events in the Township?



9. What are new events you would like to see in the Township?



10. Are you aware of any organizations, groups or individuals who might be interested in providing programs or active living opportunities at the Township?



11. Please provide a name and any known contact information

- Sub-committees to receive this information

12. Do you have any other information or ideas you would like to share as it relates to social, recreational or cultural opportunities within the Township of Puslinch?

- Classes geared towards adults in the community gym
- Safe trails
- Fitness for seniors
- More drop-in roller skater
- Tennis for seniors only
- Bring back old time dances
- Splash pad
- More public Murf times for residents
- More roller skating times
- Buddy system for rides for seniors
- Classes geared specifically to seniors
- Bike trails
- Build full sized hockey arena
- Tractor pull with real horse power
- Focus on preventing and protecting what makes rural puslinch special
- Wine tasting group
- Historical tours
- Chess club
- Trap shooting
- More parades
- More events with drinking available



## **REPORT REC-2024-007**

---

TO: Youth Advisory Committee

PREPARED BY: Laura Emery, Communications and Committee Coordinator

PRESENTED BY: Laura Emery, Communications and Committee Coordinator

MEETING DATE: September 18, 2024

SUBJECT: Boreham Park Green Legacy Tree Planting Update

---

### RECOMMENDATIONS

That report REC-2024-007 regarding the Boreham Park Green Legacy Tree Planting Update be received for information; and,

That the following comments be forwarded to Council for their consideration regarding the Boreham Park Tree Planting Engagement Survey results:

---

### Purpose

The purpose of this report is to provide the Recreation Advisory Committee with an update on the Boreham Park Tree Planting Engagement Opportunity and to provide the Committee with next steps on the project.

### Background

At the June 18, 2024 Recreation Advisory Committee Meeting, the Committee discussed the resolved as follows:

Resolution No. 2024-011:

Moved by Mary Christidis and  
Seconded by Joanna Jefferson

That staff report REC-2024-004 regarding the Boreham Park Green Legacy Tree Planting Update be received for information; and,

That the following comments be received by the Committee regarding the Boreham Park site plan:

- Staff consider any sight line issues where trees are planted, that may block parents and guardians watching kids in the park area or on the playground;
- Staff discuss with Wellington County Green Legacy Programme staff to ensure trees are planted at the most ideal time of year;
- Staff engage with the Township Parks Department and with Wellington County Green Legacy Programme to discuss the maintenance required to plant and maintain the trees; and,

That the Committee endorse the action plan as presented in the report.

CARRIED

At the September 9, 2024 Youth Advisory Committee Meeting, the Committee met at Boreham Park and discussed the resolved as follows:

Resolution No. 2024-034:

Moved by Oliver Van Gerwen and  
Seconded by Talia Wineberg

That report YOU-2024-008 regarding the Boreham Park Green Legacy Tree Planting Update be received for information; and,

That the following comments be forwarded to Council for their consideration regarding the Boreham Park Tree Planting Engagement Survey results:

- The Committee recommends planting in the following locations:
  - #1 and #2 on the site plan
  - #3 and #4 on the site plan as it may help to stop dust or manure from spreading to the Park
  - #5 on the site plan is a good location for trees as it a spot in the Park to encourage social gatherings and picnicking
- The Committee does not recommend planting in the following locations:
  - #6 and #7 on the site plan as the trees or hedging may block site lines
  - #8 on the site plan due to its proximity to the basketball park, and,

That the Youth Advisory Committee would be interested in assisting in the tree planting process.

CARRIED

## Comments

Staff met with Wellington County Green Legacy Programme staff on May 27<sup>th</sup> to discuss potential locations and species of trees that could be planted at Boreham Park. Green Legacy created a potential site plan that included explanations as to why each specific species of tree are recommended for the Park.

Staff conducted the Boreham Park Tree Planting Engagement Survey through EngagePuslinch and through mail. The engagement opportunity launched on July 5, 2024 and closed on August 16, 2024. The letters were mailed to residents who lived within close proximity to Boreham Park. The mail out included information about the engagement opportunity, a site plan of the Park with the proposed locations of the trees, a QR code to complete the survey online and a print version of the survey. This is attached as Schedule A to this report. In addition to the mailout, staff promoted the engagement opportunity through its social media platforms (Facebook, X, and Instagram) on July 8 and August 8.

The Township received 11 responses through EngagePuslinch and 10 responses through mail. The survey results are included in Schedule B to this report as well as letters and additional comments received by residents.

The survey results show that #1, #2, #3, #5, and #6 are the most popular locations for trees to be planted in Boreham Park.

Staff input the survey results received by mail into the EngagePuslinch platform in order for a fulsome report to be produced by the EngagePuslinch software.

Staff have provided an update on where they are with the action plan for this project:

1. Work with Wellington County Green Legacy Programme to create a site plan with recommendations for location and species of trees at Boreham Park. - complete
2. Report back to the Youth Advisory Committee at their June 3 meeting to get the Committee's approval and support to move forward with the community engagement.
3. Report back to the Recreation Advisory Committee at their June 18 meeting to get the Committee's approval and support to move forward with the community engagement.
4. Staff to work with the Boreham Park Sub-committee to finalize and conduct the public engagement opportunity. This public engagement will tentatively run from July 5, 2024 to August 16, 2024.
  - a. Letters be sent to residents around Boreham Park regarding the feedback opportunity.

- b. Staff to conduct EngagePuslinch survey on the Township's engagement platform advertised through social media.
5. Staff to report back to the Youth Advisory Committee and Recreation Advisory Committee at their September meeting to review the survey results and ask the Committees for any updated comments.
6. Staff to report to Council with engagement findings in the fall of 2024 and proceed with the ordering of trees in the fall of 2024.

#### Financial Implications

The Township is partnering with the Wellington County Green Legacy Tree Planting program.

#### Applicable Legislation and Requirements

None

#### Attachments

Schedule A – Boreham Park Tree Planting Engagement Survey Mailed Letter and Survey Questions (Site Plan and Wellington County Green Legacy Programme recommendations)

Schedule B – Boreham Park Tree Planting Engagement Survey Results



## Engagement Opportunity Boreham Park Tree Planting Initiative

July 5, 2024

Dear Property Owner/Occupant,

The Township of Puslinch is seeking your feedback with respect to the potential planting of trees in Boreham Park. You are receiving this letter as you live in the Hamlet of Arkell or close to Boreham Park. As you are aware in 2023 the Township completed its revelation project in Boreham Park including the installation of a new playground and shade structure. To complement the parks upgrade the Township is engaging with the community regarding the plants of trees at the park.

Council referred this tree planting initiative at Boreham Park to the Recreation Advisory Committee and Youth Advisory Committee to work with the with Wellington County Green Legacy Programme (Green Legacy) on tree planting options and engage the public prior to making a recommendation to Council on next steps for this community initiative.

Township staff, in consultation with Wellington County Green Legacy Programme (Green Legacy), are conducting a survey to gather feedback on potential trees that are to be planted at Boreham Park. Enclosed in this letter is a proposed site plan and recommended species are recommendations developed by Green Legacy with various tree planting options for your consideration and feedback.

Please complete our online survey at [EngagePuslinch.ca](https://EngagePuslinch.ca) (or scan the QR Code) or you can complete the enclosed paper copy and either:

1. Drop it off at the Municipal Office (A dropbox is available at the front door after hours)
2. Scan and email to [admin@puslinch.ca](mailto:admin@puslinch.ca)
3. Mail it to 7404 Wellington Rd 34, Puslinch, ON, N0B 2J0.

This engagement opportunity is open until August 16, 2024.

If you have any questions please email [admin@puslinch.ca](mailto:admin@puslinch.ca) or call 519-763-1226 ext. 4.



Sincerely,

Laura Emery,  
Communications and Committee Coordinator  
[Admin@puslinch.ca](mailto:Admin@puslinch.ca)



### Boreham Park Site Plan and Species Recommendations List



1. Along edge of Park at top of image: 80 m White or Norway Spruce wind break trees spaced at 2 meter spacing approximately 40 trees. Possibly addition to the windbreak in front of this row 4 meters, a row of hardwoods planted at 6 meter spacing could be an option approximately 13 trees. (Species like maples, resistant Elm, Tulip Tree, Kentucky Coffee Tree, Oak).
2. Along edge of Park at right side of image: Fill in missing spruce trees in this row.
3. Along edge of Park at left side of image: 60 m Norway or White Spruce windbreak planted at 2 meter spacing. 30 trees.
4. Just inside Park at left side of image: 7m x 60m area on the other side of the storm water ditch which would have low usage could be planted to a mix of hardwoods and softwoods leaving one pass of a lawnmower for maintenance of the ditch (species like White Pine, White Spruce, Silver Red and Sugar Maples, Red Oak, Redbud, elderberry, ninebark).
5. Bottom of image: 40m x 20 m shade tree planting. Trees planted at 6-10m spacing planting a variety of interesting Carolinian trees. (species like Tulip tree, Kentucky Coffee Tree, Redbud, Resistant Elm, Sugar and Red Maple, Red oak, Bur Oak).
6. By the edge of the playground: Hedge of cedar along front of play area top of the ditch, planted at 2 foot spacing. Trimmed and maintained at 4 feet high. Another option is a railing along edge of play area.
7. An "L" shape by the basketball court: Scattered shade trees no closer than 10 m to offer shade for people playing in the park ie basketball, Frisbee etc. (Tulip tree, Kentucky Coffee Tree, Redbud, Resistant Elm, Sugar Red Maple, Red oak, Bur Oak).
8. Section between basketball court and edge of Park: Another optional area that could have shade trees spaced approximately 10 m. (species like Tulip tree, Kentucky Coffee Tree, Redbud, Resistant Elm, Sugar Red Maple, Red oak, Bur Oak).



## Boreham Park Tree Planting Engagement Survey

1. Are you a resident of Arkell? Please circle the correct answer.

Yes

No

2. If no, what area of Puslinch do you live in? (e.g. Morriston, Aberfoyle, Rural Area)

---

*Before completing the next set of questions, please review the Boreham Park Site Plan and recommendations on previous page.*

3. After reviewing the Boreham Park Site Plan and recommendations, circle place a checkmark beside the corresponding numbers that match the site plan where you would support trees being planted? Circle as many as you see fit.

1	4	7
2	5	8
3	6	

4. After reviewing the Boreham Park Site Plan and recommendations, rank the tree planting options (1 through 8) in order that you think are of most importance to where trees should be planted? (i.e. if you feel trees are most beneficial in an "L" shaped by the basketball court write 1 in that box).

Blue Box 1 on Site Plan: Along edge of Park at top of the image	
Blue Box 2 on Site Plan: Along edge of the Park at right side of the image	
Blue Box 3 on Site Plan: Along edge of the Park at left side of the image	
Blue Box 4 on Site Plan: Just inside the Park at left side of the image	
Blue Box 5 on Site Plan: Bottom of image in the smaller open space	
Blue Box 6 on Site Plan: By the edge of the playground	
Blue Box 7 on Site Plan: An "L" shape by the basketball court	
Blue Box 8 on Site Plan: Section between basketball court and edge of the Park	

5. Do you have any other comments of suggestions with respect to the Boreham Park Tree Planting Site Plan and recommendations?

### Freedom of Information Disclaimer

Information collected on this form is collected under the authority of the Municipal Act and will be used only for the purposes described in this notice. Personal information will be kept confidential. Questions regarding the collection of this information may be directed to the Township Clerk's office.



**Boreham Park Tree Planting Engagement Survey**

1. Are you a resident of Arkell? Please circle the correct answer.

Yes

No

2. If no, what area of Puslinch do you live in? (e.g. Morriston, Aberfoyle, Rural Area)

---

*Before completing the next set of questions, please review the Boreham Park Site Plan and recommendations on previous page.*

3. After reviewing the Boreham Park Site Plan and recommendations, circle place a checkmark beside the corresponding numbers that match the site plan where you would support trees being planted? Circle as many as you see fit.

<input checked="" type="checkbox"/> 1	2	4	7
<input checked="" type="checkbox"/> 2	1	5	8
<input checked="" type="checkbox"/> 3	3	6	

4. After reviewing the Boreham Park Site Plan and recommendations, rank the tree planting options (1 through 8) in order that you think are of most importance to where trees should be planted? (i.e. if you feel trees are most beneficial in an "L" shaped by the basketball court write 1 in that box).

Blue Box 1 on Site Plan: Along edge of Park at top of the image	
Blue Box 2 on Site Plan: Along edge of the Park at right side of the image	
Blue Box 3 on Site Plan: Along edge of the Park at left side of the image	
Blue Box 4 on Site Plan: Just inside the Park at left side of the image	
Blue Box 5 on Site Plan: Bottom of image in the smaller open space	
Blue Box 6 on Site Plan: By the edge of the playground	
Blue Box 7 on Site Plan: An "L" shape by the basketball court	
Blue Box 8 on Site Plan: Section between basketball court and edge of the Park	

5. Do you have any other comments of suggestions with respect to the Boreham Park Tree Planting Site Plan and recommendations?

*I feel that is enough trees, we are not building a forest! Also too much money has been spent on this project already, where there are other concerns that should have been looked at first i.e. train issues, + speeding through Arkell!*

**Freedom of Information Disclaimer**

Information collected on this form is collected under the authority of the Municipal Act and will be used only for the purposes described in this notice. Personal information will be kept confidential. Questions regarding the collection of this information may be directed to the Township Clerk's office.



**Boreham Park Tree Planting Engagement Survey**

1. Are you a resident of Arkell? Please circle the correct answer.

Yes

No

2. If no, what area of Puslinch do you live in? (e.g. Morriston, Aberfoyle, Rural Area)

---

*Before completing the next set of questions, please review the Boreham Park Site Plan and recommendations on previous page.*

3. After reviewing the Boreham Park Site Plan and recommendations, circle place a checkmark beside the corresponding numbers that match the site plan where you would support trees being planted? Circle as many as you see fit.

<input checked="" type="checkbox"/> 1	Space better	<input checked="" type="checkbox"/> 4	7
<input checked="" type="checkbox"/> 2		<input checked="" type="checkbox"/> 5	8
3		6	fence

4. After reviewing the Boreham Park Site Plan and recommendations, rank the tree planting options (1 through 8) in order that you think are of most importance to where trees should be planted? (i.e. if you feel trees are most beneficial in an "L" shaped by the basketball court write 1 in that box).

Blue Box 1 on Site Plan: Along edge of Park at top of the image	<input checked="" type="checkbox"/> 1
Blue Box 2 on Site Plan: Along edge of the Park at right side of the image	<input checked="" type="checkbox"/> 2
Blue Box 3 on Site Plan: Along edge of the Park at left side of the image	<input checked="" type="checkbox"/> 3
Blue Box 4 on Site Plan: Just inside the Park at left side of the image	<input checked="" type="checkbox"/> 4
Blue Box 5 on Site Plan: Bottom of image in the smaller open space	
Blue Box 6 on Site Plan: By the edge of the playground	
Blue Box 7 on Site Plan: An "L" shape by the basketball court	
Blue Box 8 on Site Plan: Section between basketball court and edge of the Park	

5. Do you have any other comments of suggestions with respect to the Boreham Park Tree Planting Site Plan and recommendations?

*I walk through this park daily. Wind breaks would be nice on the North side. I think the west side already has lots of trees & shrubbery along the fence so the number 3 option seems to disrupt this "natural" area so I chose #4. Trees near the playground might be nice so #5. A 3 foot fence to separate the playground from the ditch most effectively keeps anyone from falling.*

**Freedom of Information Disclaimer**

Information collected on this form is collected under the authority of the Municipal Act and will be used only for the purposes described in this notice. Personal information will be kept confidential. Questions regarding the collection of this information may be directed to the Township Clerk's office.



**Boreham Park Tree Planting Engagement Survey**

1. Are you a resident of Arkell? Please circle the correct answer.

Yes

No

2. If no, what area of Puslinch do you live in? (e.g. Morriston, Aberfoyle, Rural Area)

Arkell - across from Boreham Drive

*Before completing the next set of questions, please review the Boreham Park Site Plan and recommendations on previous page.*

3. After reviewing the Boreham Park Site Plan and recommendations, circle place a checkmark beside the corresponding numbers that match the site plan where you would support trees being planted? Circle as many as you see fit.

1 See attached	4 See attached	7 See attached
2 ✓	5 ✓	8 NOT NEEDED
3 See attached	6 ✓	

4. After reviewing the Boreham Park Site Plan and recommendations, rank the tree planting options (1 through 8) in order that you think are of most importance to where trees should be planted? (i.e. if you feel trees are most beneficial in an "L" shaped by the basketball court write 1 in that box).

Blue Box 1 on Site Plan: Along edge of Park at top of the image	
Blue Box 2 on Site Plan: Along edge of the Park at right side of the image	2
Blue Box 3 on Site Plan: Along edge of the Park at left side of the image	
Blue Box 4 on Site Plan: Just inside the Park at left side of the image	
Blue Box 5 on Site Plan: Bottom of image in the smaller open space	3
Blue Box 6 on Site Plan: By the edge of the playground	1
Blue Box 7 on Site Plan: An "L" shape by the basketball court	
Blue Box 8 on Site Plan: Section between basketball court and edge of the Park	

5. Do you have any other comments of suggestions with respect to the Boreham Park Tree Planting Site Plan and recommendations?

Please see attached sheet,  
Don't close playground in. Planting too many trees will close area in and prevent air flow,

**Freedom of Information Disclaimer**

Information collected on this form is collected under the authority of the Municipal Act and will be used only for the purposes described in this notice. Personal information will be kept confidential. Questions regarding the collection of this information may be directed to the Township Clerk's office.

RE BOREHAM PARK SITE PLAN

We have attached the following information and suggestions re the Boreham Park Site Plan to hopefully avoid the problem encountered previously with the boxwood hedge and its removal.

We would suggest NO trees with berries ie Elderberry and Kentucky Coffee Tree (which has bean pods). These two mentioned trees are also messy, leaving berries and seed pods on the ground which creates a lot of extra cleaning up. We have included info on the tree species that we see could become an issue for the township if planted since children and dogs will be using this lovely little park. WE certainly agree there should be some shade trees for people to sit under and also a variety of pine trees.

We have indicated on the survey form as per requested the trees and areas for planting consideration.

We also feel that the L shape #7 is not necessary around the basketball court as it will curtail airflow through the park. Also, area #1, #3, and #4 do not need trees, keep it open for air flow and openness as well.

Area # 5 plant shade trees as per indicated in the information you sent out.

Area #2 fill in the spaces without trees and extend the tree row toward Boreham Drive. We would suggest that the area by the edge of the playground be planted with the cedar hedge that is kept trimmed and is better than a railing however there is no space/flat area between the edge of the cement pad of the playground and top of slope for the ditch to plant these trees and be able to retain water for growth. **NO railing** as kids will automatically want to climb, swing and play on it.

One other concern is these trees will need water. Who will do the watering and how frequently so the trees don't die and the money spent isn't wasted?

We hope this will help with your decision making and keep everyone happy.

Signed,



---

Can dogs eat elderberries?

While elderberries may seem harmless, they pose significant risks to the health and well-being of dogs. The presence of cyanogenic glycosides in elderberries can result in the release of cyanide. Cyanide is highly toxic and can have fatal consequences for dogs if a large amount is ingested.

---

How can you tell if elderberry is poisonous?

In all varieties of elderberry, the seeds, stems, leaves and roots are considered toxic. Ingestion of any parts of the elderberry plant may induce nausea, vomiting, loose stools and possibly coma due to the cyanide-inducing glycoside that resides within the plant. Hospitalization may be necessary for those affected. Jan 15, 2022



---

Can you eat elderberries off the tree?

Can I eat elderberries? Yes, but they should be cooked first to safely remove the lectin and cyanide (toxins). Eaten raw, elderberries have a bitter, tart flavour, but eaten cooked they taste quite different. Raw berries are also mildly poisonous and can cause nausea, vomiting and diarrhoea.

---

Are Kentucky coffeetrees poisonous?

The leaves, seeds and pulp are poisonous and are toxic to livestock, humans, and pets. Sprouts eaten in the spring have produced toxicosis. Leaves, young sprouts, and seeds with gelatinous mater around them contain the toxin.

---

Is the Kentucky coffeetree poisonous to dogs?

The coffee tree has saponins contained in its bark and foliage, which are poisonous to dogs and other pets. This can even be poisonous to humans if they consume a large amount.

---

Can you eat Kentucky coffee tree beans?

Certain Indian tribes reportedly roasted the beans (seeds) for food. Early settlers used the beans of the tree as a substitute for coffee. CAUTION! The seeds and pods are poisonous.

---



**Boreham Park Tree Planting Engagement Survey**

1. Are you a resident of Arkell? Please circle the correct answer.

Yes

No

2. If no, what area of Puslinch do you live in? (e.g. Morriston, Aberfoyle, Rural Area)

*Before completing the next set of questions, please review the Boreham Park Site Plan and recommendations on previous page.*

3. After reviewing the Boreham Park Site Plan and recommendations, circle place a checkmark beside the corresponding numbers that match the site plan where you would support trees being planted? Circle as many as you see fit.

1	4	7
2	5	8
3	6	

4. After reviewing the Boreham Park Site Plan and recommendations, rank the tree planting options (1 through 8) in order that you think are of most importance to where trees should be planted? (i.e. if you feel trees are most beneficial in an "L" shaped by the basketball court write 1 in that box).

Blue Box 1 on Site Plan: Along edge of Park at top of the image	
Blue Box 2 on Site Plan: Along edge of the Park at right side of the image	2
Blue Box 3 on Site Plan: Along edge of the Park at left side of the image	3
Blue Box 4 on Site Plan: Just inside the Park at left side of the image	4
Blue Box 5 on Site Plan: Bottom of image in the smaller open space	
Blue Box 6 on Site Plan: By the edge of the playground	1
Blue Box 7 on Site Plan: An "L" shape by the basketball court	5
Blue Box 8 on Site Plan: Section between basketball court and edge of the Park	

5. Do you have any other comments or suggestions with respect to the Boreham Park Tree Planting Site Plan and recommendations?

*Noneed for trees on north side (box 1 or 8) because wind rarely comes from north, predominantly from the west & sometimes the east. <sup>would also shade over top of land</sup> to the north. Box 7 area won't shade the court in the later afternoon or evening when it is used most. also suggest using all natives for wind break / ~~space~~ evergreen because all the Blue & Green space are being attacked by a mold. Suggest filling in the depressed area*

**Freedom of Information Disclaimer**

Information collected on this form is collected under the authority of the Municipal Act and will be used only for the purposes described in this notice. Personal information will be kept confidential. Questions regarding the collection of this information may be directed to the Township Clerk's office.

*along area 2 as it is a trip hazard & collects water.*





RECEIVED  
AUG 13 2024  
Township of Puslinch

**Boreham Park Tree Planting Engagement Survey**

1. Are you a resident of Arkell? Please circle the correct answer.

Yes

No

2. If no, what area of Puslinch do you live in? (e.g. Morriston, Aberfoyle, Rural Area)

*Before completing the next set of questions, please review the Boreham Park Site Plan and recommendations on previous page.*


3. After reviewing the Boreham Park Site Plan and recommendations, circle place a checkmark beside the corresponding numbers that match the site plan where you would support trees being planted? Circle as many as you see fit.

1	<u>NO</u>	4	<u>NO</u>	7	<u>DEFINITELY NO</u>
2	<u>YES</u>	5	<u>NO</u>	8	<u>NO</u>
3	<u>NO</u>	6	<u>DEFINITELY NO</u>		

4. After reviewing the Boreham Park Site Plan and recommendations, rank the tree planting options (1 through 8) in order that you think are of most importance to where trees should be planted? (i.e. if you feel trees are most beneficial in an "L" shaped by the basketball court write 1 in that box).

Blue Box 1 on Site Plan: Along edge of Park at top of the image	<u>0</u>	<u>NO</u>
Blue Box 2 on Site Plan: Along edge of the Park at right side of the image	<u>1</u>	<u>YES</u>
Blue Box 3 on Site Plan: Along edge of the Park at left side of the image	<u>0</u>	<u>NO</u>
Blue Box 4 on Site Plan: Just inside the Park at left side of the image	<u>0</u>	<u>NO</u>
Blue Box 5 on Site Plan: Bottom of image in the smaller open space	<u>0</u>	<u>NO</u>
Blue Box 6 on Site Plan: By the edge of the playground	<u>0</u>	<u>NO</u>
Blue Box 7 on Site Plan: An "L" shape by the basketball court	<u>0</u>	<u>NO</u>
Blue Box 8 on Site Plan: Section between basketball court and edge of the Park	<u>0</u>	<u>NO</u>

5. Do you have any other comments or suggestions with respect to the Boreham Park Tree Planting Site Plan and recommendations?




**Freedom of Information Disclaimer**

Information collected on this form is collected under the authority of the Municipal Act and will be used only for the purposes described in this notice. Personal information will be kept confidential. Questions regarding the collection of this information may be directed to the Township Clerk's office.

Date 13 August 2024

Subject Boreham Park Tree Planting Engagement Survey; and comments and suggestions (question #5).

To Laura Emery, Communications and Committee Coordinator, Puslinch Township

From 

Hello Laura,

I hope you're having a lovely summer.

Thank you for the opportunity to contribute to the Boreham Park Tree Planting Engagement Survey.

**Context:**

The Boreham Park Committee (3 members) of the neighbourhood association, Concerned Citizens of Puslinch (72 members), have advocated for several years for a tree plan for Boreham Park. As I expect you know, we and over 20 health and safety, and parks and recreation organizations in Ontario, including the CNIB, and Easter Seals, both of which visited the park and delegated to Council, the Canadian Paediatric Society, the Ontario Parks Association, and many other authorities familiar with health and safety in municipal parks, believe there are serious health and safety concerns in the park due to the open stormwater drainage ditches situated right along the two north and south sides of the playground area.

**Comments and suggestions (question #5):  
In order from #s 1-8 on the Site Plan**

**1. #s 1, 3, 4, and 5 on Site Plan: Wind and Perimeter Planting**

Wind is not a problem in Boreham Park. Trees don't need to be planted as wind barriers. It's easy to plant trees around perimeters. Perimeter trees, however, would cancel out our open views. We have beautiful open views of farms and crops from the park. We want those views saved. I am **TOTALLY** against blocking those views. That's part of the charm of the park. It is a small, rural, open view of farms park.

Views are an important part of nature and aesthetics. The views are beautiful. Please don't plant rows of trees along the north and west sides of the park. Trees would serve no purpose. People don't frequent either the north or west areas of the park. Often "Lake Arkell" is in between and too wet to allow people to walk to these areas.

Open views are what gives the park charm as a small rural park with a hay farm on the west side and crops on the north side. Also, on 80% of the west side, there already is a row of very mature huge trees! It would make no sense to plant another row or two rows of trees in front of them.

Trees planted along the perimeters of the park would be a waste of money. Saplings from the two Wellington County nurseries don't grow free. Rows of trees also can be a potential security problem. It's common knowledge for emergency workers that barriers increase the potential for drug use and fires. I have seen young persons go through the brush and trees on the west side of the park and into the farmer's field for privacy – with a blanket. God love them. I wonder why they would have a blanket. We're not worried about that. We are worried, however, about any drug use or exchanges in hidden treed areas.

**2. # 2 on Site Plan. East side of basketball court: Missing spruce.**

As per your diagram, I agree with planting three (3) missing spruce trees along # 2.

**3. #s 3 & 4 on Site Plan: West side of park.**

A pack of six or more coyotes often cross the park from east to west or south to east in the evenings, and as early as 7:15 pm in the earlier sunset fall, and winter months. Please don't add to their cover with two rows of trees on the west side. You can see where their path is through the grass on the west side now. The same applies for another row on the north side. Teenagers don't go to bed at 7 pm. They sometimes come on bikes and frequent the whole park, not only the playground area, until 11 pm or later - another reason why Council should be proactive and pass a by-law, like other municipalities pass, with a sign posted of what is permitted and what is not permitted in the park. Signs commonly include: "Dawn to Dusk Park."

Similar parks in Halton Hills and Milton have such signs: Puslinch's policy on signage in parks, as stated at a recent Council meeting, is to be "reactive" not "proactive." A person walking along the north or west sides of the park with a row of trees in between blocking their view of any coyotes is dangerous. Coyotes, and they're in a pack of 6-8 or more, even venture into my and other neighbours' backyards.

**4. # 6 on Site Plan: North side of playground area.**

I am **TOTALLY** against # 6 of trees planted along the north side of the playground. I believe culverts eventually will be installed in the drainage ditches along the north side of the playground. Tree root systems undoubtedly would be affected. The park is a beautiful open park. They instead would be a barrier between the playground and the basketball court. Council will be considering a Safety Study of that area on the sides of the playground at their Council Meeting on September 3. Until Council's decision, trees certainly should not be planned for or planted in that area.

**Recommendations in addition to the above:**

**5. On the east side of playground area:**

**Planting 1 or 2, 30-40 feet tall, more mature Sugar Red Maple trees for shade behind the two benches.** Shade is needed there. Parents sit there in the open sun as they watch their young children play. People don't frequent the other areas of the park where the diagram has trees proposed, and where the grass is often too wet to walk on.

## 6. Care of trees

Are the trees going to be watered? The Mayor planted two trees in the park two or three summers ago. He can confirm that. He never watered them, or at least adequately. The Township never watered them, or at least adequately. I watered them three times until a neighbour and I looked at them and he said:

“It’s too late. They’re dead.” The next thing we knew, the Township cut them down. That didn’t go over well with the neighbours. What is the watering plan so that won’t happen again?

There is no water in the park. If trees were planted, as per the diagram, how would you reach them with water when “Lake Arkell,” as neighbours call it, prevents access and consumes 30-40% of the park?

**Will the trees have Watering Bags** like Guelph, Guelph-Eramosa, and other municipalities use when they plant new trees? 20 gallon slow release tree bags online from Temu are only \$20.24 each.

Does the 2025 budget provide for the watering, lawn care around the trees, and pruning, etc?

## 7. Height or maturity of trees

More important than a tree’s height at full growth is their height when planted as a sapling and how many years, 10, 15, 20, etc before they grow to their maturity. We hope you will visit **Rockmosa Park** in Rockwood. Guelph-Eramosa invested in the present, not 10-20 years from now, and planted taller, more mature trees. Their trees provide shade now or in the next few years. **Fewer and more mature trees is what I recommend.**

## 8. Park usage

Boreham Park is a small 2.1 acre park. Little of the park, except the small playground area and the basketball court, are frequented. The exception is the park being used for dog running. On a daily basis, 1-2 cars come daily with dogs, and 1-2 local dog owners. 2-4 cars also come with 4 years or under children. Only a few children in Arkell come.

We hope you will come to the park for a few hours, especially in the morning. Observe where people frequent. Observe where shade and aesthetics are needed. That is how colleges and universities and other municipalities design their tree plans. Take a few minutes like we do to talk with local visitors and residents. I estimate at least 50% of visitors to the park are from Guelph, and a few from other areas of Puslinch. Did your questionnaire reach that 50%? There’s a reason why Parks Canada, and the Ontario Parks Association recommend that proposals for changes in parks be posted in the park for public input.

## 9. Aesthetics

Aesthetics and all sorts of trees should be way down the priority list after other concerns like safety given the deep, drainage ditches right beside the two north and south sides of the playground area.

The drainage ditches also have been found by the Ontario Water Testing Centre to contain extremely high loads of E. coli. In the recent August 1 test of the stormwater along the two sides of the

playground, the water was found to contain 250xs the Ontario Standard for beach water, or 100,000 E. coli per 100 millilitres of water. The Ontario Standard for E. coli in beach water is 400 E. coli per 100 millilitres of water. Children can come in contact with the drainage ditch water in Boreham Park the same as water at the GRCA in Rockwood. "The OWTC stated that the water from Boreham Park contains "a very high load of microbials. higher than we normally see." I definitely do **NOT** recommend planting trees close to the drainage ditches to attract children even more to these areas. As the Canadian Paediatric and other water safety authorities have stated: "Water is a magnet for children."

Wellington County has a contractor that tests Boreham Park for mosquitoes and West Nile Disease 5-10 times per year. That is another reason not to plant shade trees that would attract children or anyone that would place them near the stormwater drainage ditches. Please always remember that Boreham Park is a park built on a Stormwater Drainage Facility. Both can be compatible with each other. But you have to be smart about it, because if you can get it wrong, it becomes a health and safety issue.

## **10. Springs**

Half or more of the park is often wet and inaccessible for several months. There are also springs in the park. Do you know where the springs are?

## **11. Where people frequent**

People don't frequent, and there is no reason for them to frequent the other areas: #s 1, 3, 4, 5, 6, 7, and 8, even if there were trees.

## **12. Green Legacy**

I am familiar with Green Legacy and the County of Wellington's program, the Bradford Whitcombe Nursery (Puslinch), and the Northern Tree Nursery (Wellington North). I don't know of anything that is free, however. It may not be a direct cost to Puslinch taxpayers, but saplings aren't free and trees don't grow for free. I pay taxes to Wellington County also. The Township may say they are free and use that as a rationale to plant many trees. But if so, we will remind people, of what they already know, that nothing is free, and that they paid for them with their taxes. A large number of trees, for a host of reasons cited here, is not the way to go.

## **13. Tree Plan Credentials**

I contacted Guelph/Eramosa Township and asked if they obtained their trees for Rockmosa Park from Green Legacy. Their response was essentially no: "A lot of the smaller trees around the dog park fencing and toboggan hill were planted with green legacy trees" I visited Rockmosa Park. These trees are young saplings with an approximate 10-15 feet height. The taller or more mature trees, not from Green Legacy, are 40-60 feet tall with a 4-6" diameter). Guelph/Eramosa continued: "It would be hard for me to speak to the cost of these trees (the young saplings), however, they could range from \$150.-\$400. depending on what was ordered at the time. The large trees in the dog park were spaded in by Douglas Wood Large Tree Services here in Rockwood. These trees are more expensive. **Any of the larger trees were purchased through multiple tree farms throughout southwestern Ontario.**"


**Green Legacy trees are younger saplings and won't provide shade for years. Guelph/Eramosa invested in fewer, more mature trees, which is exactly what I and others recommend.** The contrast is striking in Rockmosa Park between Green Legacy nursery trees and the larger more mature trees planted from other nurseries.

### **Questions**

1. Experts that design tree planting in parks usually have one or more of the following credentials. What are the arborist credentials of the person or persons that drew the Site Plan? Is he or she an ISAO Certified Arborist (International Society of Arboriculture of Ontario), or a Certified Park Planner, or holder of any other arborist or park designer credential?
2. Does Green Legacy have an ISAO certified arborist on staff?
3. I hope this response will be forwarded to the Recreation Advisory Committee, and Youth Advisory Committee. If so, would you confirm so. Thank you.

If you have any questions, please do not hesitate to email or telephone.

Very best wishes with the survey.





**Boreham Park Tree Planting Engagement Survey**

1. Are you a resident of Arkell? Please circle the correct answer.

Yes

No

2. If no, what area of Puslinch do you live in? (e.g. Morriston, Aberfoyle, Rural Area)

ARKELL → BOREHAM DRIVE

Before completing the next set of questions, please review the Boreham Park Site Plan and recommendations on previous page.

3. After reviewing the Boreham Park Site Plan and recommendations, circle place a checkmark beside the corresponding numbers that match the site plan where you would support trees being planted? Circle as many as you see fit.

1 ✓	4	7
2 ✓	5 ✓	8 ✓
3 ✓	6 ✓	

4. After reviewing the Boreham Park Site Plan and recommendations, rank the tree planting options (1 through 8) in order that you think are of most importance to where trees should be planted? (i.e. if you feel trees are most beneficial in an "L" shaped by the basketball court write 1 in that box).

Blue Box 1 on Site Plan: Along edge of Park at top of the image	2
Blue Box 2 on Site Plan: Along edge of the Park at right side of the image	3
Blue Box 3 on Site Plan: Along edge of the Park at left side of the image	1
Blue Box 4 on Site Plan: Just inside the Park at left side of the image	7
Blue Box 5 on Site Plan: Bottom of image in the smaller open space	4
Blue Box 6 on Site Plan: By the edge of the playground	5
Blue Box 7 on Site Plan: An "L" shape by the basketball court	8
Blue Box 8 on Site Plan: Section between basketball court and edge of the Park	6

5. Do you have any other comments of suggestions with respect to the Boreham Park Tree Planting Site Plan and recommendations?

BOX 7 should NOT HAPPEN BLOCK THE VIEW INTO THE PARK, CAUSE FOR CONCERN.

I APPRECIATE THE CONTINUED COMMUNITY ENGAGEMENT THE COUNCIL HAS PROVEN.

THANKS

**Freedom of Information Disclaimer**

Information collected on this form is collected under the authority of the Municipal Act and will be used only for the purposes described in this notice. Personal information will be kept confidential. Questions regarding the collection of this information may be directed to the Township Clerk's office.

# Boreham Park Tree Planting Engagement Survey

---

## SURVEY RESPONSE REPORT

05 July 2024 - 16 August 2024

### PROJECT NAME:

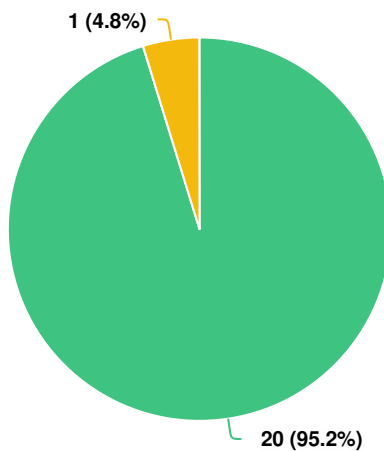
Boreham Park Tree Planting Engagement





SURVEY QUESTIONS

**Q1** Are you a resident of Arkell?



**Question options**

- Yes
- No

Mandatory Question (21 response(s))  
Question type: Dropdown Question

Question Options	Responses
Yes	20
No	1

**Q2** | What area of Puslinch do you live in? (e.g. Morriston, Aberfoyle, Rural Area)

Anonymous

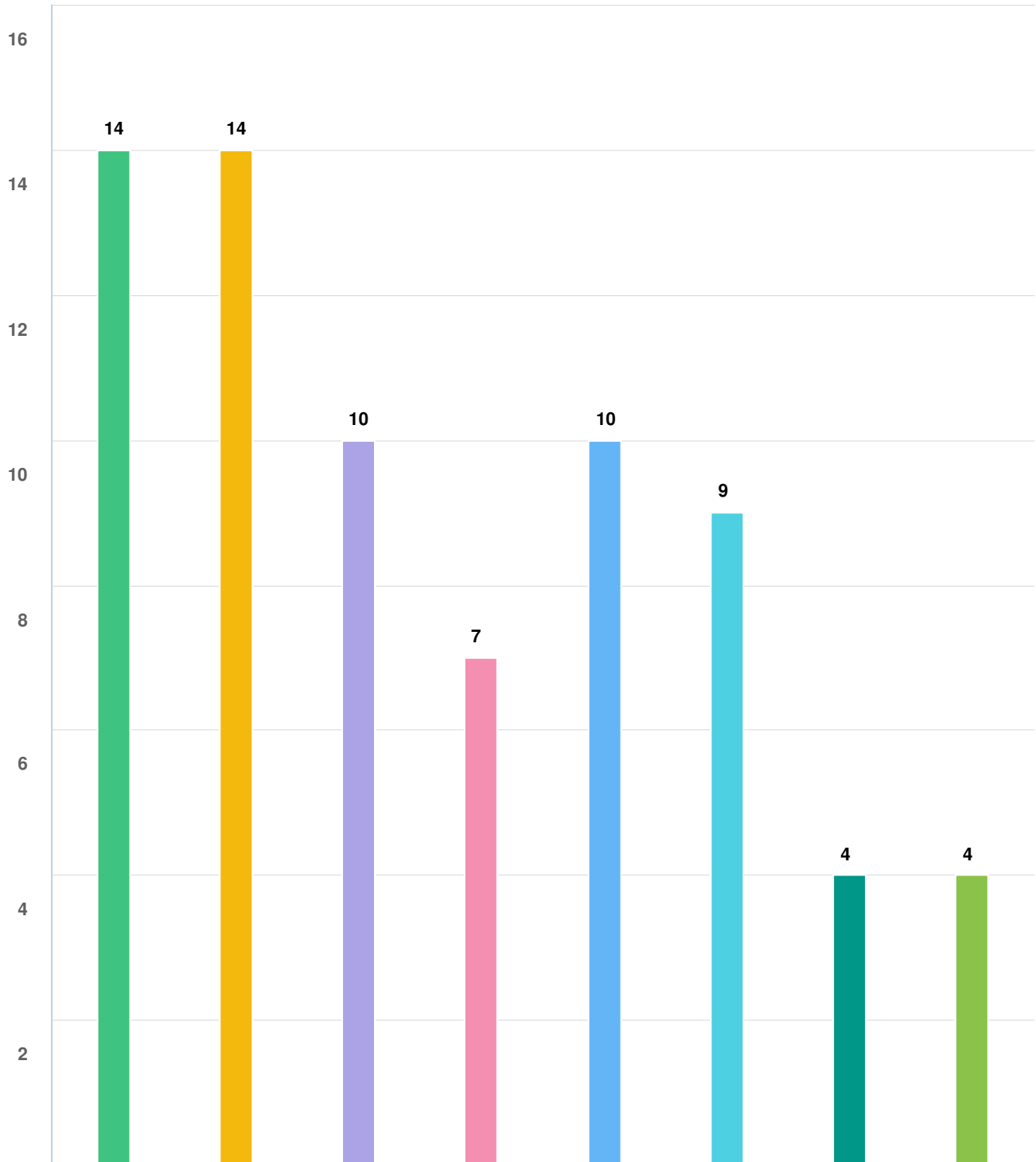
rural area

7/23/2024 12:25 PM

**Mandatory Question** (1 response(s))

**Question type:** Single Line Question

**Q3** After reviewing the Boreham Park Site Plan and recommendations, check the corresponding numbers that match the site plan where you would support trees being planted? Check as many as you see fit.



**Question options**

- 1
- 2
- 3
- 4
- 5
- 6
- 7
- 8

Optional question (17 response(s), 4 skipped)

Question type: Checkbox Question

**Q3** After reviewing the Boreham Park Site Plan and recommendations, check the corresponding numbers that match the site plan where you would support trees being planted? Check as many as you see fit.

<b>Question Options</b>	<b>Responses</b>
1	14
2	14
3	10
4	7
5	10
6	9
7	4
8	4

**Q4 | After reviewing the Boreham Park Site Plan and recommendations, rank the tree planting options in order that you think are of most importance to where trees should be planted?**

OPTIONS	AVG. RANK
1: Along edge of the Park at top of image	2.13
2: Along edge of the Park at right side of image	3.06
6: By the edge of the playground	3.50
3: Along edge of the Park at left side of image	3.54
5: Bottom of image in the smaller open space	4.40
4: Just inside the Park at left side of image	5.07
8: Section between basketball court and edge of the Park	5.73
7: An "L" shape by the basketball court	6.00

*Optional question (18 response(s), 3 skipped)*  
*Question type: Ranking Question*

Question Options	Responses
1. Along edge of the Park at top of image	2.13
2. Along edge of the Park at right side of image	3.06
3. Along edge of the Park at left side of image	3.50
6. By Edge of the playground	3.54
5. Bottom of image in the smaller open space	4.40
4. Just inside the Park at left side of image	5.07
8. Section between basketball court and edge of the Park	5.73
7. An "L" shape by the basketball court	6.00

**Q5 | Do you have any other comments or suggestions with respect to the Boreham Park Tree Planting Site Plan and recommendations?**

Anonymous

In either section 5 or 8 include an enclosed/fenced dog park.

7/14/2024 09:52 AM

Anonymous

7/15/2024 02:25 PM

Please plant as many trees as possible to side of playground on south side of playground [REDACTED]

Anonymous

7/16/2024 09:08 AM

[REDACTED]  
[REDACTED]  
[REDACTED] It would be so nice to have plantings of cedars or some hedging around the perimeter of the playground.

Anonymous

7/17/2024 08:38 AM

Recommend only lining outer limits of north side, west side and area 6 of playground. Any other tree areas would only cause 'hide-out' areas for kids to smoke drugs/drink etc Less is actually best. Everything else is at the park is good with playground.

Anonymous

7/20/2024 09:57 AM

I really dont think any tree planting is needed. I strongly disagree with blocking the pathway between the basketball court and the playground with trees or a hedge. Kids run between these areas and this will separate the area from each other.

Anonymous

7/23/2024 12:25 PM

Deciduous shade trees by play area are important. Need to better understand tree planting in section 3 & 4 and how it may impact H2O flow.

Anonymous

8/03/2024 06:41 PM

Don't plant along the playground . It needs fencing for safety.

Anonymous

8/05/2024 07:53 AM

Trees anywhere in the park would be lovely. Unfortunately we don't use the park as I don't like to have my children anywhere close to the peculiar senior gentleman who lives beside the park.

[REDACTED]  
[REDACTED] M

Please consider planting trees on opposite side of playground from Area 6.

[REDACTED]  
[REDACTED]

No objections to planting trees anywhere except in zone 6, 7, or 5 where the trees may impede sightlines to the ditches to the north of the playground or south of the basketball court or north of that area marked as #5. Don't impede site lines to ditches.

[REDACTED]  
[REDACTED]

We do not need trees!! What's very important are speedbumps for safety of children in the Park and residents walking their dogs!!! This street is being used as a race track to avoid the lights on Watson.

**Optional question** (11 response(s), 10 skipped)

**Question type:** Single Line Question

---



## **REPORT REC-2024-008**

---

TO: Recreation Committee

FROM: Laura Emery, Communications and Committee Coordinator

MEETING DATE: September 18, 2024

SUBJECT: Proposed 2025 Recreation Advisory Committee Budget

---

### RECOMMENDATIONS

That staff report REC-2024-008 regarding the proposed 2025 Recreation Advisory Committee Budget be received for information.

#### Purpose

The purpose of this report is to provide the Recreation Advisory Committee with the proposed committee budget for 2025.

#### Background

As part of the budget process, Advisory Committee's must submit their budget requests for the year to support the Committee's Goals and Objectives. The Committee's approved budget proposal will be sent to Council for consideration with the proposed 2024 Budget.

#### Comments

The approved Recreation Advisory Committee budget for 2024 and proposed 2025 budget are listed in the table below. As of the date of publishing this report, no 2025 budget requests have been received.

Expenditures	2024 Budget	Proposed 2025 Budget
Office Supplies & Equipment	\$100	\$100
Mileage	\$150	\$150
Professional Development	\$500	\$500
Meals	\$50	\$50
Travel – Accommodations & Parking	\$500	\$500



Not identified as part of the Recreation Advisory Committee budget but budget items that relate to the Committee is the budget for the promotion of Township recreation facilities. The approved budget for 2024 and the proposed 2025 budget are listed in the table below.

Department	Notes	2024 Budget	Proposed 2025 Budget
PCC	Promotion of Puslinch Community Centre	\$500	\$500
ORC	Promotion of Optimist Recreation Centre	\$500	\$500
Parks	Promotion of Parks	\$500	\$500

The 2025 proposed budget may be adjusted to reflect the 2024 actual expenditures.

#### Financial Implications

The Recreation Advisory Committee did not have any budget requests for the proposed 2025 budget. Therefore, the Committee's base budget will be provided to Council for consideration with the proposed 2025 Corporate Budget.

#### Applicable Legislation and Requirements

None

#### Attachments

None